

955LC BRIK Magnetostrictive LDT In A Low Profile Package


The 955LC BRIK is an accurate, programmable zero and span, non-contact linear position sensor in an economical, low profile package. The sensor utilizes our field proven magnetostrictive technology to give absolute position, repeatable to .01% of the sensing distance. The 955LC is a cost effective linear sensing solution, designed for the OEM market.

The transducer can be ordered with 0-10 VDC or 4-20mA. The unit can easily be re-scaled and changed from a 0-10 VDC to a 10-0 VDC or 4-20mA to a 20-4mA using programming module 955-1412. All units are provided with a standard quick disconnect connector. The streamlined anodized aluminum extrusion houses the sensing element and electronics. The magnet slide moves over the sensing element that determines the position and converts it to a readable output.

The 955LC BRIK is a self-contained unit and does not have a can or head assembly. All of the electronics are incorporated in the transducer which is less than one inch tall. Units can be ordered in span lengths up to 180 inches long in 0.1 inch increments. The magnet slide is designed to move effortlessly along the transducer in guide tracks.

A variety of hardware is available for attaching the magnet slide to the moving portion of the process. The transducer can be mounted vertically or horizontally using mounting feet which slide on the lower part of the extrusion and clamp down when tightened. This packaging provides a compact and easy method of mounting for OEM machine builders.

The 955LC BRIK is designed for OEM applications where economical continuous feedback is necessary. The sensor can be a cost effective replacement to limit switches, proximity sensors, linear potentiometers and LVDT's. Applications include presses, blow molding, injection molding, extrusion, roll positioning, dancer control and many more.



Specifications	
Input Voltage	24 VDC +/- 20%
Current Draw	100mA Max.
Output	0 to 10 VDC 10 to 0 VDC 4 to 20mA 20 to 4mA
Linearity	+/- 0.05% of Stroke or +/- 0.028", Whichever is Greater
Accuracy	0.1% of Full Stroke
Repeatability	+/- 0.01% of Full Stroke or +/- 0.014", Whichever is Greater
Operating Temperature	-20° to 70° C
Span Length	6" to 180"
Null Zone	3.00"
Dead Band	1.50"
Connector	Standard 4 Pin Micro 12mm Euro Connector
Agency Approvals	CE Approved
Enclosure	IP67
Specification may change without notice.	

955LC BRIK

Part Numbering

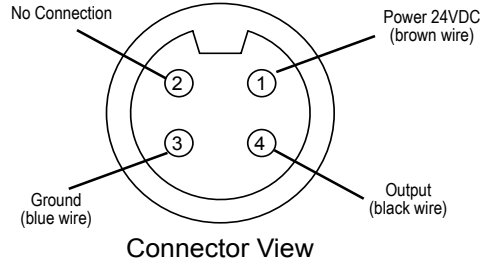
955LC ——— V0 ——— 0120

Output		Stroke Length	
V0	0 to 10 VDC	Insert stroke to 0.1" as a four-place number, enter 12.0" stroke as 0120; to convert metric strokes, multiply millimeter value by 0.03937 for inch value.	
V1	10 to 0 VDC		
C4	4 to 20mA		
C2	20 to 4mA		

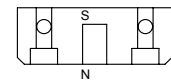
Accessories	
Item	Part Number
Slide Magnet	SD0521800
Floating Magnet	SD0522100
Wide Floating Magnet	SD0551500
Mounting Foot	SD0522000
6 Ft., 4 Pin Cable	949001L6
12 Ft., 4 Pin Cable	949001L12
6 Ft. Cable; Right Angle Connector	949002L6
12 Ft. Cable; Right Angle Connector	949002L12
Program Module	955-1412

Wiring Diagram

Use Euro Connector (micro 12 mm single keyway) cordsets, available from most connector manufacturers or purchased from Ametek. Install according to the following diagrams:



Note: The North side of a floating magnet will face the LDT's sensing surface.



Sensing Surface

