

Holedall Coupling Machines

Rams, are powerful finely engineered machines designed specifically to externally swage and internally expand Holedall couplings by hydraulic pressure securely attaching Holedall couplings to hose. Since each ram generates all the hydraulic pressure required to attach the Holedall coupling, one person can easily operate the equipment.


15 Ton Ram



Features:

- for internally expanded couplings only
- can expand 1" through 3" steel fittings and 5/8" through 4" brass Holedall Petroleum fittings
- produces up to 10,000 PSI, for up to 15 tons of ram force
- bench mounted model (optional stand available)
- motor: ½ h.p., 115 volt, 60 cycle, single phase with foot pedal

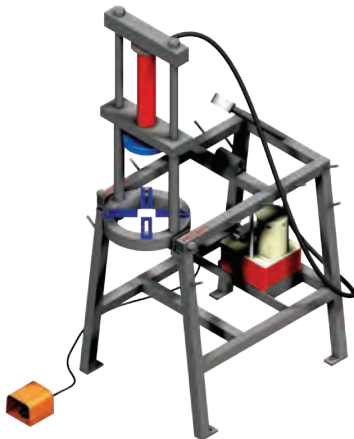
100 Ton Ram



Features:

- for externally swaging Holedall fittings to hose, sizes 1¼" through 10" ID
- optional accessories allow the ram to be used for internally expanded couplings on hose from 1" through 6"
- capable of producing up to 100 tons of ram force
- motor: 1-1/8 h.p., 115 volt, 60 cycle, single phase motor is standard with remote, (220/440 volt motors are available)


25 Ton Ram



Features:

- can externally swage ¼" through 4" ID hose and internally expand 5/8" through 4" ID hose with proper equipment
- produces up to 10,000 PSI of line pressure for up to 25 tons of ram force
- free standing model
- high speed pump kit option is available
- motor is ½ h.p., 115 volt 60 cycle, single phase with foot pedal


350 Ton Ram



Features:

- for externally swaging Holedall and Rotary fittings
- produces up to 354 tons of ram force for swaging
- 14" 150 lb. flange will fit through the bed plate
- ram has 36" of stroke
- motor: 12.5 h.p., 230 volt, 60Hz, 3 phase motor is standard with remote

50 Ton Ram



Features:

- can externally swage 1¼" through 6" ID hose and internally expand 1" through 6" ID hose with proper equipment
- produces up to 10,000 PSI, for up to 50 tons of ram force
- bench mounted model (optional stand available)
- motor is 1-1/8 h.p., 115 volt, 60 cycle, single phase, standard with remote, (220/440 volt motors are available)

! All Rams require dies of the proper size to reduce the ferrule to the proper diameter for a good grip on the hose. Pushers of the proper size must be used on the end of the Ram to push the Holedall fitting through the die. Die and pusher selection depends on the sizes and types of hoses being coupled. Ferrule recommendations and a Die Chart binder are available upon request. Consult Dixon for specific details.

Recommended Working Pressures



WARNING Holedall couplings, regardless of coupling style, are never to be used for steam service at any pressure. Holedall fittings listed below are not to be used with cable reinforced high-pressure hose, 4 or 6 braid wire hydraulic hose or any other service not listed in recommendations. In addition, Internally Expanded Holedall couplings are not to be used with plastic lined chemical hose. Consult Dixon for recommendations on usage.

Holedall couplings (Externally Swaged), to perform satisfactorily, must be applied properly in accordance with Dixon's assembly procedures, using the correct die and ferrule for that particular hose end OD. Dixon's Die and Ferrule Recommendation Guide is to be used to select correct dies and ferrules. If you do not have the updated Die and Ferrule Recommendation Guide, consult Dixon. Strict adherence to ferrule OD range (Internally Expanded) for each hose end to be assembled is essential for satisfactory performance.

Note: Hose service working pressure (including surges and spikes) is never to exceed the maximum recommended working pressure for the fitting (reference chart below)*. Media being transported through the hose should be compatible with the stem material. Compatibility of ferrule material with the environment in which it will be used is recommended. Consult these Compatibility Chart on pages 802-807 or contact Dixon for material compatibility. For applications other than the ones listed, please consult Dixon.

Size	Externally Swaged					Internally Expanded			
	Standard Fittings ¹	Long Style Fittings ¹	Light Duty Fittings		Holedall II Fittings ¹	Cam and Groove ¹	Holedall DIN Crimp Stems ¹	Internally Expanded ¹	Flow Chief / Crimp Sanitary Fittings ¹
			NO Notched Fittings ¹	NOS Notched Short Fittings ¹					
TM, TP, TG, TMR, TPR, TGR	TML, TPL, TGL	TM, TP, TG, RN•••NO	RST•••NOS, STC•••NOS, GAS••••NOS	FW	HA••••	IXM, IXV, IXH	IXSE, IXFS, IXMS, CSSR		
3/4"	---	---	---	---	---	---	---	---	---
1"	---	---	---	---	---	250	---	---	---
1 1/4"	600	1,000	350	---	---	---	800	---	---
1 3/8"	---	---	---	---	---	---	---	---	---
1 1/2"	600	1,000	350	250	300	250	145	800	250
2"	600	1,000	350	250	300	250	145	800	250
2 1/2"	600	1,000	250	---	250	150	---	600	250
3"	600	1,000	250	250	200	125	145	600**	250
4"	500	850	250	***	200	100	---	500**	200
5"	450	750	---	---	---	---	---	---	---
6"	400	700	---	---	---	---	---	400	---
8"	350	600	---	---	---	---	---	---	---
10"	300	550	---	---	---	---	---	---	---

¹ maximum recommended working pressures, in PSI, given at 70°F ambient temperature

* The assembly's (hose + coupling) maximum working pressure is the lesser of:

- 1) The hose rated working pressure, or
- 2) The coupling rated working pressure

** For hoses which use IXF48-3 to IXF48-5 and IXF64-2 to IXF64-5, consult Dixon for working pressures.

See notes below for specific recommendations.

***Contact Dixon for pressure recommendations

Standard Fittings

Recommended for use on most one and two wire braid reinforced hoses, fiber reinforced (braided or spiraled) with or without helical wire such as: oil suction and discharge hose, barge and dock loading and unloading hose as well as LP gas hose, anhydrous ammonia hose, acid chemical hose and high pressure air and water hose.

Long Style Fittings

Recommended for use on hose as listed under standard fittings where additional retention is required due to higher working pressures or end pull. Consult maximum working pressure chart or call Dixon.

Holedall II Fittings

Recommended for Royalflex 1193 and 1196 hose or hoses with similar construction, having helical wire for a given OD range.

Light Duty Fittings

Recommended for use in the same applications as standard fittings above where lower working pressures are encountered. Consult maximum working pressure chart or consult Dixon.

Internally Expanded Fittings

Recommended for concrete placement, grout and plaster, food, dairy, pharmaceutical as well as other applications where increased flow capacity is important. Consult maximum working pressure chart or call Dixon for additional application and working pressure information.



Holedall External Swage Coupling System

The Holedall coupling system provides outstanding strength, durability and safety.



The Holedall system is a method of attaching couplings to hose utilizing a progressive swage. The patented Holedall couplings include a Holedall stem and a specially engineered ferrule. The hydraulic swaging of the coupling to the hose is accomplished by pushing the ferrule through a die which reduces the ferrule OD, thus providing a 360° uninterrupted compression band around the hose.

A hydraulic ram is the only piece of machinery necessary to accomplish the coupling. Available in five different sizes - 15, 25, 50, 100 and 350 ton - these rams will accommodate dies and pushers of various sizes so that hoses up to 10" in diameter may be coupled.

This multi-purpose, high pressure coupling system requires no bolts and results in a clean coupling with no protrusions. The swaging operation is fast and hose of various lengths and different styles can be coupled. Ease of operation, flexibility and economy make the Holedall method an unequalled assembly system.

The Holedall coupling:

- provides long-lasting efficiency and safety.
- available in stainless steel and carbon steel.
- available in multiple configurations: pipe thread, plain end, grooved or flanged ends.



 Dixon Holedall stems and ferrules are specifically designed to be used together as a coupling system. Due to differences in dimensions and tolerances, for safety reasons, do not use other manufacturer's stems or ferrules with Dixon Holedall products.
 

Streamlined, lightweight coupling consisting of ferrule and stem.
No protrusions to snag on equipment.

M



do not use wrench or vice on ferrule



cross-section of Holedall externally swaged assembly

External Swage Stems

Features:

- designed for hose ID's 1¼" - 10", ferrule size depends on the hose OD, refer to the next page to select the correct ferrule
- for higher working pressure applications use long style stems and ferrules

Male Pipe Threaded (NPT) End



tubular type

Hose ID	Plated Carbon Steel		316 Stainless		Long Style Carbon Steel	
	Part #	Price/E	Part #	Price/E	Part #	Price/E
1¼"	TM20	\$48.20	TMR20	\$75.20	TML20	\$58.00
1½"	TM24	55.00	TMR24	72.40	TML24	65.90
2"	TM32	40.80	TMR32	83.40	TML32	57.10
2½"	TM40	74.90	TMR40	201.00	TML40	83.00
3"	TM48	70.00	TMR48	182.00	TML48	94.75
4"	TM64	87.50	TMR64	288.20	TML64	140.00
5"	TM80	241.00	---	---	TML80	400.00
6"	TM96	220.00	TMR96	705.00	TML96	341.00
8"	TM128	258.50	---	---	TML128	371.00
10"	TM160	557.75	---	---	TML160	680.00



investment cast design

Hose ID	316 Stainless Steel	
	Part #	Price/E
1½"	TMR24C ¹	\$47.25
2"	TMR32C ¹	55.00
3"	TMR48C ¹	111.30

¹ product will be discontinued as inventory is depleted

Beveled End for Welding



tubular type

Hose ID	Unplated Carbon Steel		316 Stainless		Long Style Unplated Carbon Steel	
	Part #	Price/E	Part #	Price/E	Part #	Price/E
1¼"	TP20	\$48.20	---	---	TPL20	\$62.00
1½"	TP24	55.00	---	---	TPL24	65.90
2"	TP32	40.80	TPR32	\$113.00	TPL32	57.10
2½"	TP40	74.90	---	---	TPL40	94.75
3"	TP48	70.00	TPR48	210.00	TPL48	94.75
4"	TP64	87.50	TPR64	320.00	TPL64	140.00
5"	TP80	241.00	---	---	TPL80	341.00
6"	TP96	220.00	---	---	TPL96	341.00
8"	TP128	258.50	---	---	TPL128	371.00
10"	TP160	580.00	---	---	TPL160	680.00

Grooved End



tubular type

Hose ID	Plated Carbon Steel		316 Stainless		Long Style Plated Carbon Steel	
	Part #	Price/E	Part #	Price/E	Part #	Price/E
1¼"	TG20	\$48.20	---	---	TGL20	POR
1½"	TG24	55.00	TGR24	\$72.40	TGL24	POR
2"	TG32	53.80	TGR32	83.40	TGL32	POR
2½"	TG40	85.00	TGR40	201.00	TGL40	POR
3"	TG48	81.10	TGR48	182.00	TGL48	POR
4"	TG64	91.25	TGR64	302.60	TGL64	POR
5"	TG80	241.00	---	---	TGL80	POR
6"	TG96	220.00	---	---	TGL96	POR
8"	TG128	258.50	---	---	TGL128	POR
10"	TG160	580.00	---	---	TGL160	POR



tubular type

Hose ID	Hose OD		Plated Carbon Steel	
	from	to	Part #	Price/E
1"	1-30/64"	1-34/64"	TF16WF1-80	\$46.70
	1-34/64"	1-38/64"	TF16WF2-80	46.70
	1-35/64"	1-42/64"	TF16WF3-80	46.70
1¼"	1-44/64"	1-48/64"	TF20WF1-80 ¹	149.00
	1-49/64"	1-56/64"	TF20WF2-80 ¹	149.00
	1-57/64"	2"	TF20WF3-80 ¹	149.00
2"	2-36/64"	2-40/64"	TF32WF1-80 ¹	162.75
	2-41/64"	2-48/64"	TF32WF2-80 ¹	162.75
	2-49/64"	2-56/64"	TF32WF3-80 ¹	162.75

Female End



stem and ferrule - two piece design
1" size



stem and ferrule - one piece design
1¼" - 2" sizes

¹ Special pusher required for 1¼" and 2" sizes:
1¼" **25PUSH125-MOD**
2" **25PUSH200-MOD**

External Swage Ferrules

The selection of ferrules is very important to achieve the proper coupling-to-hose assembly. For assistance in proper selection contact Dixon.

Features:

- plated carbon steel
- style F ferrules are used with all standard length stems
- style FL ferrules are extra long and are used with all long style stems



Hose ID	Hose OD		Plated Carbon Steel		Long Style Plated Carbon Steel	
	from	to	Part #	Price/E	Part #	Price/E
1 1/4"	1-44/64"	1-48/64"	F20-1	\$42.80	FL20-1	\$61.45
	1-49/64"	1-56/64"	F20-2	42.80	FL20-2	61.45
	1-57/64"	2"	F20-3	47.15	FL20-3	61.45
	2-1/64"	2-8/64"	F20-4	47.15	FL20-4	61.45
1 1/2"	1-58/64"	2"	F24-1	37.35	FL24-1	56.85
	2-1/64"	2-8/64"	F24-2	37.35	FL24-2	56.85
	2-9/64"	2-16/64"	F24-3	40.40	FL24-3	56.85
	2-17/64"	2-24/64"	F24-4	43.00	FL24-4	56.85
	2-25/64"	2-32/64"	F24-5	43.00	FL24-5	56.85
2"	2-28/64"	2-40/64"	F32-1	38.00	FL32-1	57.00
	2-41/64"	2-48/64"	F32-2	38.00	FL32-2	57.00
	2-49/64"	2-56/64"	F32-3	44.70	FL32-3	57.00
	2-57/64"	3-2/64"	F32-4	44.70	FL32-4	57.00
2 1/2"	2-62/64"	3-8/64"	F40-1	57.70	FL40-1	80.00
	3-9/64"	3-16/64"	F40-2	57.70	FL40-2	80.00
	3-17/64"	3-24/64"	F40-3	57.70	FL40-3	80.00
	3-25/64"	3-32/64"	F40-4	70.00	FL40-4	80.00
	3-33/64"	3-40/64"	F40-5	70.00	FL40-5	80.00
3"	3-30/64"	3-40/64"	F48-1	49.90	FL48-1	94.20
	3-41/64"	3-48/64"	F48-2	54.60	FL48-2	94.20
	3-49/64"	3-56/64"	F48-3	59.35	FL48-3	94.20
	3-57/64"	4"	F48-4	73.20	FL48-4	94.20
	4-1/64"	4-8/64"	F48-5	68.00	FL48-5	94.20
4"	4-30/64"	4-39/64"	F64-Z ¹	94.00	FL64-Z ²	120.00
	4-40/64"	4-44/64"	F64-1	94.00	FL64-1	120.00
	4-45/64"	4-52/64"	F64-2	94.00	FL64-2	120.00
	4-53/64"	4-60/64"	F64-3	94.00	FL64-3	120.00
	4-61/64"	5-4/64"	F64-4	94.00	FL64-4	120.00
	5-5/64"	5-12/64"	F64-5	106.00	FL64-5	120.00
	5-13/64"	5-20/64"	F64-6	106.00	FL64-6	120.00
	5-21/64"	5-28/64"	F64-7	106.00	FL64-7	120.00
5"	5-29/64"	5-36/64"	F64-8	106.00	FL64-8	120.00
	5-56/64"	5-60/64"	F80-1	240.00	FL80-1	POR
	5-61/64"	6-4/64"	F80-2	240.00	FL80-2	POR
	6-5/64"	6-12/64"	F80-3	250.00	FL80-3	POR
	6-13/64"	6-20/64"	F80-4	POR	FL80-4	POR
	6-21/64"	6-28/64"	F80-5	POR	FL80-5	POR
	6-29/64"	6-38/64"	F80-6	POR	FL80-6	POR
6-37/64"	6-44/64"	F80-7	POR	FL80-7	POR	

Hose ID	Hose OD		Plated Carbon Steel		Long Style Plated Carbon Steel	
	from	to	Part #	Price/E	Part #	Price/E
6"	6-44/64"	6-63/64"	F96-Z ³	\$227.70	FL96-Z ¹	\$304.75
	7"	7-4/64"	F96-1	235.00	FL96-1	304.75
	7-5/64"	7-12/64"	F96-2	235.00	FL96-2	304.75
	7-13/64"	7-20/64"	F96-3	235.00	FL96-3	304.75
	7-21/64"	7-28/64"	F96-4	245.00	FL96-4	304.75
	7-29/64"	7-36/64"	F96-5	245.00	FL96-5	304.75
	7-37/64"	7-44/64"	F96-6	255.30	FL96-6	304.75
	7-45/64"	7-52/64"	F96-7	255.30	FL96-7	304.75
	7-53/64"	7-60/64"	F96-8	255.30	FL96-8	304.75
8"	7-61/64"	8"	F96-9	255.30	FL96-9	304.75
	8-53/64"	8-56/64"	F128-X ⁴	398.00	---	---
	9"	9-9/64"	F128-Y	395.00	FL128-Y	POR
	9-20/64"	9-24/64"	F128-1	410.00	FL128-1	POR
	9-25/64"	9-32/64"	F128-2	410.00	FL128-2	POR
	9-33/64"	9-40/64"	F128-3	410.00	FL128-3	POR
	9-41/64"	9-48/64"	F128-4	463.50	FL128-4	POR
10"	9-49/64"	9-56/64"	F128-5	463.50	FL128-5	POR
	9-57/64"	10"	F128-6	463.50	FL128-6	POR
	10-1/64"	10-4/64"	F128-7	463.50	FL128-7	POR
	11-32/64"	11-44/64"	F160-1	750.00	FL160-1	POR
	11-45/64"	11-60/64"	F160-2	750.00	FL160-2	POR
	11-61/64"	12-12/64"	F160-3	POR	FL160-3	POR
10"	12-13/64"	12-28/64"	F160-4	POR	FL160-4	POR
	12-29/64"	12-44/64"	F160-5	POR	FL160-5	POR
	12-45/64"	12-60/64"	F160-6	POR	FL160-6	POR

Special Holedall Stems

Hose ID	Material	Thread	Part #	Price/E
4"	carbon steel	NPT	TM64-42 ¹	\$101.00
4"	long carbon steel	NPT	TML64-42 ²	140.00
6"	carbon steel	NPT	TM96-42 ³	220.00
6"	316 stainless	NPT	TMR96-42 ³	705.00
6"	long carbon steel	NPT	TML96-42 ³	341.00
6"	carbon steel	beveled	TP96-42 ³	220.00
6"	316 stainless	beveled	TPR96-42 ³	POR
6"	long carbon steel	grooved	TGL96-42 ³	POR
6"	carbon steel	grooved	TG96-42 ³	220.00
8"	carbon steel	NPT	TM128-42 ⁴ NEW	258.50
8"	carbon steel	beveled	TP128-42 ⁴ NEW	258.50
8"	carbon steel	grooved	TG128-42 ⁴ NEW	258.50

1, 2, 3, 4 requires special stem

For applications with hose OD ranges not listed, contact Dixon.

Holedall II External Swage Ferrules

Features:

- for use with Royal-Flex™ thin wall hose and stem styles TM, TP and TG stems on page 417
- ferrules have serrations on the outside

Hose ID	Hose OD		Carbon Steel	
	From	To	Part #	Price/E
1½"	1-58/64"	2-2/64"	FW24	\$75.00
2"	2-28/64"	2-34/64"	FW32	86.60
3"	3-30/64"	3-38/64"	FW48	106.00
4"	4-30/64"	4-42/64"	FW64¹	108.00

¹ 4" takes special stem; **TM64-42, \$101.00**



Stainless External Swage Ferrules

Features:


- for use with standard length stems styles TMR, TPR, and TGR series on page 417
- consult Dixon for die recommendations, see pages 794-799 for specific pressure recommendations

Hose ID	Hose OD		304 Stainless Steel	
	From	To	Part #	Price/E
1½"	1-60/64"	2-12/64"	GAS2334TO	\$42.40
	2-4/64"	2-22/64"	GAS2370TO	42.40
2"	2-30/64"	2-44/64"	GAS2709TO	34.40
	2-42/64"	2-54/64"	GAS2885TO	71.25
3"	3-30/64"	3-46/64"	GAS3760TO	53.30
	3-47/64"	3-54/64"	GAS3885TO	69.90
4"	4-40/64"	4-47/64"	GAS5010TO	275.00




External Swage Notched NOS Stems and Ferrules

Features:

- The notched system allows you to better manage your inventories. You can stock one stem and two ferrules to cover the same hose range with less inventory. *You must purchase a fitting and the matching ferrule to create an assembly.*
- For hose outside diameters of 2-4/64" and below, *the couplings are crimp only.*
- For hose outside diameters of 2-5/64" and above, the couplings can be crimped or swaged. 
- See page 69 for cam and groove style notched NOS fittings.

M

 **Only use the NOS shank with the NOS ferrules.**
Due to differences in dimensions and tolerances for safety reasons, do not use other manufacturer's stems or ferrules with Dixon Holedall products.



STC200NOS



RST150NOS

stems

Size	PSI at 70°F	316 Stainless Steel	
		Part #	Price/E
1½"	250	RST150NOS	\$45.40
2"	250	RST200NOS	53.30
3"	250	RST300NOS	119.60
4"	¹	RST400NOS	183.35

¹ contact Dixon for pressure information

ferrules

Size	Hose OD		304 Stainless Steel	
	From:	To:	Part #	Price/E
1½"	1-60/64"	2-12/64"	GAS2334NOS	\$31.90
1½"	2-4/64"	2-22/64"	GAS2370NOS	34.50
2"	2-30/64"	2-44/64"	GAS2709NOS	31.50
2"	2-42/64"	2-54/64"	GAS2885NOS	64.40
3"	3-30/64"	3-46/64"	GAS3760NOS	46.35
3"	3-47/64"	3-54/64"	GAS3885NOS	63.00
4"	4-40/64"	4-47/64"	GAS5010NOS	235.00




External Swage Flanged Assemblies

Features:

- 150# ASA flange drilling available with carbon steel stem, flange and ferrule, or with 316 stainless steel stem and flange and carbon steel ferrule
- available in other sizes, consult Dixon for pricing



fixed - carbon steel



floating - carbon steel

fixed flange

floating flange

Hose ID	Hose OD		Carbon Steel		Stainless Steel		Carbon Steel		Stainless Steel	
	From:	To:	Part #	Price/E	Part #	Price/E	Part #	Price/E	Part #	Price/E
2"	2-28/64"	2-40/64"	32P1SO15	\$212.70	R32P1SOR15	\$442.00	32P1LJ15	\$260.00	R32P1LJR15	\$510.00
	2-41/64"	2-48/64"	32P2SO15	212.70	R32P2SOR15	442.00	32P2LJ15	260.00	R32P2LJR15	510.00
	2-49/64"	2-56/64"	32P3SO15	212.70	R32P3SOR15	442.00	32P3LJ15	260.00	R32P3LJR15	510.00
3"	3-30/64"	3-40/64"	48P1SO15	271.00	R48P1SOR15	600.00	48P1LJ15	288.40	R48P1LJR15	690.00
	3-41/64"	3-48/64"	48P2SO15	271.00	R48P2SOR15	600.00	48P2LJ15	288.40	R48P2LJR15	690.00
	3-49/64"	3-56/64"	48P3SO15	271.00	R48P3SOR15	600.00	48P3LJ15	288.40	R48P3LJR15	690.00
4"	4-40/64"	4-44/64"	64P1SO15	354.00	R64P1SOR15	875.00	64P1LJ15	450.00	R64P1LJR15	1197.00
	4-45/64"	4-52/64"	64P2SO15	354.00	R64P2SOR15	875.00	64P2LJ15	450.00	R64P2LJR15	1197.00
	4-53/64"	4-60/64"	64P3SO15	354.00	R64P3SOR15	875.00	64P3LJ15	450.00	R64P3LJR15	1197.00
6"	7"	7-4/64"	96P1SO15	675.00	R96P1SOR15	1542.00	96P1LJ15	840.00	R96P1LJR15	1800.00
	7-5/64"	7-12/64"	96P2SO15	675.00	R96P2SOR15	1542.00	96P2LJ15	840.00	R96P2LJR15	1800.00
	7-13/64"	7-20/64"	96P3SO15	675.00	R96P3SOR15	1542.00	96P3LJ15	840.00	R96P3LJR15	1800.00
8"	9-20/64"	9-24/64"	128P1SO15	1020.00	---	---	128P1LJ15	1150.00	---	---
	9-25/64"	9-32/64"	128P2SO15	1020.00	---	---	128P2LJ15	1150.00	---	---
	9-33/64"	9-40/64"	128P3SO15	1020.00	---	---	128P3LJ15	1150.00	---	---

External Swage Uni-Range Male Couplings

Features:

- designed for smaller hose systems, hose ID's of 1/4" - 1"
- shipped complete with factory assembled stem and ferrule combination
- can be swaged or crimped
- stainless steel stems are investment cast
- other hose OD's available, consult Dixon



plated carbon steel stem and ferrule

Hose ID	Hose OD		Plated Carbon Steel	
	From:	To:	Part #	Price/E
1/4"	34/64"	38/64"	4P1	\$16.05
	38/64"	42/64"	4P2	16.05
	42/64"	46/64"	4P3	16.05
3/8"	46/64"	50/64"	6P1	22.25
	50/64"	54/64"	6P2	22.25
	54/64"	58/64"	6P3	22.25
1/2"	54/64"	58/64"	8P1	22.70
	58/64"	62/64"	8P2	22.70
	62/64"	1-2/64"	8P3	22.70
3/4"	1-10/64"	1-14/64"	12P1	23.80
	1-14/64"	1-18/64"	12P2	23.80
	1-18/64"	1-22/64"	12P3	23.80
1"	1-30/64"	1-34/64"	16P1	31.55
	1-34/64"	1-38/64"	16P2	31.55
	1-38/64"	1-42/64"	16P3	31.55
	1-42/64"	1-46/64"	16P4	31.55

316 stainless steel stem, plated carbon steel ferrule

Hose ID	Hose OD		Stainless/Carbon Steel	
	From:	To:	Part #	Price/E
3/4"	1-10/64"	1-14/64"	R12P1	\$59.65
	1-14/64"	1-18/64"	R12P2	59.65
	1-18/64"	1-22/64"	R12P3	59.65
1"	1-30/64"	1-34/64"	R16P1	105.00
	1-34/64"	1-38/64"	R16P2	105.00
	1-38/64"	1-42/64"	R16P3	105.00
	1-42/64"	1-46/64"	R16P4	105.00

316 stainless steel stem, 304 stainless steel ferrule

Hose ID	Hose OD		Stainless Steel	
	From:	To:	Part #	Price/E
1/2"	58/64"	62/64"	R8P2SS	\$113.00
3/4"	1-6/64"	1-12/64"	R12P1250	70.00
	1-13/64"	1-22/64"	R12P1370	70.00
1"	1-30/64"	1-38/64"	R16P1620	118.45
	1-38/64"	1-46/64"	R16P1770	119.60

External Swage High Pressure Couplings

Applications:

Intended for services requiring a fitting to withstand extremely high pressures (up to **3,000 PSI** at 70°F) and severe operating conditions including: small and medium size drilling rigs, slim hole applications and core drill, workover, seismograph, water well, blast or shot holes.

Features:

- sold as a complete coupling (stem and matching ferrule)
- must provide hose OD when ordering for a properly sized ferrule; make sure both ends of the hose are measured for OD
- must be swaged with 50 Ton or 100 Ton Ram
- API and NPT sizes are interchangeable
- stems are machined from seamless pipe and tubing with specially designed serrations
- ferrules are machined from a heavy wall material incorporating matching serrations

Stem and Ferrule Complete Assemblies

Male NPT Thread Coupling Units

Hose ID	NPT Size	Zinc Plated Steel	
		Part #	Price/E
2"	2"	LM32-*	POR
2½"	2½"	LM40-*	POR
3"	3"	LM48-*	POR

Male API Thread Coupling Units

Hose ID	API Size	Zinc Plated Steel	
		Part #	Price/E
2"	2½"	LM3240- *	POR
2½"	3"	LM4048- *	POR
3"	4"	LM4864- *	POR

* an accurate hose OD must be provided to complete the part # and to ensure proper retention



Holedall Internal Expansion Couplings


Applications:


Essential in applications requiring maximum flow including: concrete pump hose, plaster and grout hose, oil suction and discharge hose, multi-purpose heavy duty air hose, jetting hose, barge loading hose and bottom loading hose.

Features:

- maximum flow of media
- reduction of turbulence through hose
- excellent sealing and retention characteristics
- outperforms band clamps
- easy and consistent installation
- only one expansion tool is needed for each hose ID
- available end configurations: male NPT, raised end (California style), grooved, others available contact Dixon



 Dixon Holedall stems and ferrules are specifically designed to be used together as a coupling system. Due to differences in dimensions and tolerances, for safety reasons, do not use other manufacturer's stems or ferrules with Dixon Holedall products.



Cross-section of Holedall internally expanded assembly


Internal Expansion Stems



male pipe threaded end



heavy duty raised end



grooved end

Size	Carbon Steel		Carbon Steel		Carbon Steel	
	Part #	Price/E	Part #	Price/E	Part #	Price/E
1"	IXM16	\$58.90	---	---	---	---
1¼"	IXM20	59.75	---	---	IXV20	\$55.90
1½"	IXM24	54.60	IXH24	\$97.50	IXV24	55.40
2"	IXM32	57.25	IXH32	104.00	IXV32	58.40
2½"	IXM40	73.55	IXH40	127.00	IXV40	73.00
3"	IXM48	96.30	IXH48	155.50	IXV48	106.10
4"	IXM64	137.60	IXH64	214.20	IXV64	150.00
6"	IXM96	165.00	---	---	---	---

Butt Weld x Heavy Duty Raised End (California Style)

Feature:

- beveled design for welding to Schedule 40 pipe
- allows connection to a heavy duty raised end (California style) hose fitting or similar style end



Size	Length	Carbon Steel	
		Part #	Price/E
1½"	1½"	HDE24	\$43.25
2"	1½"	HDE32	44.00
2½"	1½"	HDE40	54.25
3"	1½"	HDE48	57.75
4"	1½"	HDE64	69.50
5"	1½"	HDE80	85.00

M

Clamps for IXH Raised End (California style) Stems

Application:

- can be used to connect the ends of pipes or hoses using the Raised End or California style fittings listed above
- cast steel clamps provide fast assembly when connecting heavy-duty raised end fittings used for concrete

Features:

- clamp should only be used with safety pin in place
- shipped with double lipped gasket and safety pin



Hose ID	Steel Clamps		Buna-N Gaskets	
	Part #	Price/E	Part #	Price/E
1½"	IXHC150	\$134.00	IXHCG150	\$15.00
2"	IXHC200	136.00	IXHCG200	15.00
2½"	IXHC250	150.00	IXHCG250	15.00
3"	IXHC300	167.00	IXHCG300	18.75
4"	IXHC400	214.50	IXHCG400	18.75
5"	IXHC500	221.00	IXHCG500	21.15

Internal Expansion Ferrules



Hose ID	Hose OD		Ferrule ID	Plated Carbon Steel		Hose ID	Hose OD		Ferrule ID	Plated Carbon Steel	
	From:	To:		Part #	Price/E		From:	To:		Part #	Price/E
1"	1-24/64"	1-28/64"	1-7/16"	IXF16-1	\$40.50	3"	3-32/64"	3-36/64"	3-9/16"	IXF48-T	\$75.30
	1-28/64"	1-32/64"	1-1/2"	IXF16-2	40.50		3-36/64"	3-40/64"	3-5/8"	IXF48-U	75.30
	1-32/64"	1-36/64"	1-9/16"	IXF16-3	40.50		3-40/64"	3-44/64"	3-11/16"	IXF48-V	75.30
1 1/4"	1-40/64"	1-44/64"	1-11/16"	IXF20-Z	38.00	3-44/64"	3-48/64"	3-3/4"	IXF48-W	75.30	
	1-44/64"	1-48/64"	1-3/4"	IXF20-1	38.00	3-48/64"	3-52/64"	3-13/16"	IXF48-X	75.30	
	1-48/64"	1-52/64"	1-13/16"	IXF20-2	38.00	3-52/64"	3-56/64"	3-7/8"	IXF48-Y	75.30	
	1-52/64"	1-56/64"	1-7/8"	IXF20-3	38.00	3-56/64"	3-60/64"	3-15/16"	IXF48-Z	75.30	
	1-56/64"	1-60/64"	1-15/16"	IXF20-4	38.00	3-60/64"	4"	4"	IXF48-1	81.25	
	1-60/64"	2"	2"	IXF20-5	38.00	4"	4-4/64"	4-1/16"	IXF48-2	81.25	
1 1/2"	2"	2-4/64"	2-1/16"	IXF20-6	38.00	4-4/64"	4-8/64"	4-1/8"	IXF48-3¹	81.25	
	1-56/64"	1-60/64"	1-15/16"	IXF24-Z	37.65	4-8/64"	4-12/64"	4-3/16"	IXF48-4¹	81.25	
	1-60/64"	2"	2"	IXF24-1	37.65	4-12/64"	4-16/64"	4-1/4"	IXF48-5¹	81.25	
	2"	2-4/64"	2-1/16"	IXF24-2	37.65	4-36/64"	4-40/64"	4-5/8"	IXF64-T	107.35	
	2-4/64"	2-8/64"	2-1/8"	IXF24-3	37.65	4-40/64"	4-44/64"	4-11/16"	IXF64-U	107.35	
	2-8/64"	2-12/64"	2-3/16"	IXF24-4	37.65	4-44/64"	4-48/64"	4-3/4"	IXF64-V	107.35	
	2-12/64"	2-16/64"	2-1/4"	IXF24-5	37.65	4-48/64"	4-52/64"	4-13/16"	IXF64-W	107.35	
	2-16/64"	2-20/64"	2-5/16"	IXF24-6	37.65	4-52/64"	4-56/64"	4-7/8"	IXF64-X	107.35	
2-20/64"	2-24/64"	2-3/8"	IXF24-7	37.65	4-56/64"	4-60/64"	4-15/16"	IXF64-Y	107.35		
2"	2-32/64"	2-36/64"	2-9/16"	IXF32-Y	40.15	4-60/64"	5"	5"	IXF64-Z	107.35	
	2-36/64"	2-40/64"	2-5/8"	IXF32-Z	40.15	5"	5-4/64"	5-1/16"	IXF64-1	107.35	
	2-40/64"	2-44/64"	2-11/16"	IXF32-1	40.15	5-4/64"	5-8/64"	5-1/8"	IXF64-2¹	107.35	
	2-44/64"	2-48/64"	2-3/4"	IXF32-2	40.15	5-8/64"	5-12/64"	5-3/16"	IXF64-3¹	107.35	
	2-48/64"	2-52/64"	2-13/16"	IXF32-3	40.15	5-12/64"	5-16/64"	5-1/4"	IXF64-4¹	107.35	
	2-52/64"	2-56/64"	2-7/8"	IXF32-4	40.15	5-16/64"	5-20/64"	5-5/16"	IXF64-5¹	107.35	
	2-56/64"	2-60/64"	2-15/16"	IXF32-5	40.15	6-40/64"	6-44/64"	6-11/16"	IXF96-1	POR	
2-60/64"	3"	3"	IXF32-6	40.15	6-44/64"	6-48/64"	6-3/4"	IXF96-2	POR		
2 1/2"	3"	3-4/64"	3-1/16"	IXF32-7	40.15	6-48/64"	6-50/64"	6-25/32"	IXF96-3	POR	
	3"	3-4/64"	3-1/16"	IXF40-1	59.50	6-50/64"	6-52/64"	6-13/16"	IXF96-4	POR	
	3-4/64"	3-8/64"	3-1/8"	IXF40-2	59.50	6-52/64"	6-56/64"	6-7/8"	IXF96-5	POR	
	3-8/64"	3-12/64"	3-3/16"	IXF40-3	59.50	6-56/64"	6-60/64"	6-15/16"	IXF96-6	POR	
	3-12/64"	3-16/64"	3-1/4"	IXF40-4	59.50	6-60/64"	7"	7"	IXF96-7	POR	
	3-16/64"	3-20/64"	3-5/16"	IXF40-5	59.50	7"	7-4/64"	7-1/16"	IXF96-8	POR	
	3-20/64"	3-24/64"	3-3/8"	IXF40-6	59.50	7-4/64"	7-8/64"	7-1/8"	IXF96-9	POR	
	3-24/64"	3-28/64"	3-7/16"	IXF40-7	59.50	7-8/64"	7-12/64"	7-3/16"	IXF96-10	POR	
3-28/64"	3-32/64"	3-1/2"	IXF40-8	59.50	7-12/64"	7-16/64"	7-1/4"	IXF96-11	POR		
						7-16/64"	7-20/64"	7-5/16"	IXF96-12	POR	
						7-18/64"	7-22/64"	7-11/32"	IXF96-13	POR	
						7-20/64"	7-24/64"	7-3/8"	IXF96-14	POR	

M

¹ for hoses using ferrule sizes IXF48-3 thru IXF48-5 and IXF64-2 thru IXF64-5, consult Dixon for working pressures

Internally Expanded Permanent Couplings - Scovill Style

 Do not interchange with other manufacturer's fittings.

Applications:

- Recommended for discharge and suction service; commonly used in the transfer of fuel to homes, airplanes, ships, etc.
- fittings are intended for fuel delivery service, see page 425 for information on API 1529 certification

Features:

- male and female stems are machined from bar stock or solid brass forgings; ferrules are available in brass and stainless steel
- compact, lightweight and streamlined to eliminate catching on curbs and shrubs
- stems and ferrules are designed to be used together as a coupling system
- stem is expanded to nominal ID of hose for a rigid, uniform, full-flow area
- all fittings have octagonal facets for tightening with a wrench; females in 1½" and larger sizes have lugs for tightening
- pre-lubricated for assembly
- designed for internal expansion only
- hand and electrically operated installation equipment is available, consult Dixon for pricing and availability
- working pressure varies with the size of the fitting, the size and construction of the hose and the media being conveyed, consult Dixon for recommendations



Hose ID	male NPT		male NST		female NPSH		female NST		grooved	
	Part #	Price/E	Part #	Price/E	Part #	Price/E	Part #	Price/E	Part #	Price/E
¾"	H5192	\$23.85	---	---	H5191-BU	\$41.00	---	---	---	---
1"	H5212-A	26.35	H5212NST	\$26.50	H5211-A-BU	43.75	H5211NST	\$51.75	G5212	\$32.55
1¼"	H5222-A	35.10	---	---	H5221-A-BU	50.80	---	---	---	---
1⅝"	H5272 ¹	41.00	---	---	H5271-BU ¹	79.20	---	---	---	---
1½"	H5232-A	42.50	H5232NST	42.05	H5231-A-BU	78.60	H5231NST ²	83.60	G5232	59.20
2"	H5242	81.70	---	---	H5241-BU	137.90	---	---	G5242	80.50
2½"	H5252	138.00	---	---	H5251 ³	215.00	---	---	G5252	138.00
3"	H5262	185.00	---	---	H5261 ³	282.00	---	---	---	---

¹ 1-3/8" stem has 1½" thread

² 1½" NST requires special adapter, part # H5231NSTADT

³ 2½" and 3" parts have female NPSM thread

M

520-H Ferrules



Feature:

- Eliminates the need for a large stock of coupling bodies. With a wide range of sizes available, you can build the perfect assembly of a coupling to a corresponding hose size with commercial tolerances, regardless of wall thickness

Hose ID	Hose OD		Brass		Hose ID	Hose OD		Brass		Hose ID	Hose OD		Brass	
	From:	To:	Part #	Price/E		From:	To:	Part #	Price/E		From:	To:	Part #	Price/E
¾"	1-4/64"	1-7/64"	R75AAAS	\$8.55	1⅝"	1-47/64"	1-50/64"	R1375BS	\$17.30	2"	2-27/64"	2-30/64"	R2AAS	\$32.80
	1-8/64"	1-11/64"	R75AAS	8.55		1-51/64"	1-54/64"	R1375CS	17.30		2-31/64"	2-34/64"	R2AS	32.80
	1-12/64"	1-14/64"	R75AS	8.55		1-55/64"	1-58/64"	R1375DS	17.30		2-35/64"	2-38/64"	R2BS	32.80
	1-15/64"	1-17/64"	R75BS	8.55		1-59/64"	1-62/64"	R1375ES	17.30		2-39/64"	2-42/64"	R2CS	32.80
	1-18/64"	1-20/64"	R75CS	8.55		1-54/64"	1-57/64"	R15AAAS-A	17.55		2-43/64"	2-46/64"	R2DS	32.80
1"	1-24/64"	1-26/64"	R1AAAS-A	9.85	1-58/64"	1-62/64"	R15AAS-A	17.55	2-47/64"		2-50/64"	R2ES	32.80	
	1-27/64"	1-29/64"	R1AAS-A	9.85	1-63/64"	2-2/64"	R15AS-A	17.55	2-51/64"		2-54/64"	R2FS	32.80	
	1-30/64"	1-32/64"	R1AS-A	9.85	2-3/64"	2-6/64"	R15BS-A	17.55	2-62/64"		3-1/64"	R25AS	46.10	
	1-33/64"	1-35/64"	R1BS-A	9.85	2-7/64"	2-11/64"	R15CS-A	17.55	3-2/64"		3-6/64"	R25BS	46.10	
	1-36/64"	1-38/64"	R1CS-A	9.85	2-12/64"	2-14/64"	R15DS-A	17.55	3-7/64"		3-11/64"	R25CS	46.10	
	1-39/64"	1-41/64"	R1DS-A	9.85	2-15/64"	2-19/64"	R15ES-A	17.55	3-12/64"	3-16/64"	R25DS	46.10		
1¼"	1-42/64"	1-44/64"	R1ES-A	9.85	2-20/64"	2-24/64"	R15FS ¹	17.55	3-17/64"	3-21/64"	R25ES	46.10		
	1-39/64"	1-42/64"	R125AAS-A	14.70	2-25/64"	2-28/64"	R15GS ¹	17.55	3-22/64"	3-26/64"	R25FS	46.10		
	1-43/64"	1-46/64"	R125AS-A	14.70					3-30/64"	3-34/64"	R3AAAS	62.90		
	1-47/64"	1-50/64"	R125BS-A	14.70					3-35/64"	3-39/64"	R3AAS	62.90		
	1-51/64"	1-54/64"	R125CS-A	14.70					3-40/64"	3-45/64"	R3AS	62.90		
	1-55/64"	1-58/64"	R125DS-A	14.70					3-46/64"	3-50/64"	R3BS	62.90		
	1-59/64"	1-62/64"	R125ES ¹	14.70					3-51/64"	3-54/64"	R3CS	62.90		

¹ will be replaced by API ferrules

API Certified Permanently Attached Petroleum Couplings

Feature:

- Tested and compliant with API 1529 6th edition. Coupling procedures, ferrule recommendations and API test data are available upon request, please contact Dixon.

520-H series male thread

Hose Size	Thread Type	Brass		Aluminum	
		Part #	Price/E	Part #	Price/E
1"	NPT	H5212-A	\$26.35	---	---
1¼"	NPT	H5222-A	35.10	---	---
1½"	NPT	H5232-A	42.50	---	---
2"	NPT	H5242L-A	81.70	A5242L-A ¹	\$55.00
2½"	NPT	H5252L-A	138.00	A5252L-A ¹	95.00
3"	NPT	H5262L-A	185.00	A5262L-A ¹	115.00
4"	NPT	H5282L-A	330.00	---	---



¹ requires a special thrust plate

- 2" **25000HTL24**
- 2½" **25000HTL25**
- 3" **25000HTL26**

520-H series female thread

Hose Size	Thread Type	Brass	
		Part #	Price/E
1"	NPSH	H5211-A-BU	\$43.75
1¼"	NPSH	H5221-A-BU	50.80
1½"	NPSH	H5231-A-BU	78.60
2"	NPSH	H5241L-A-BU	137.90
2½"	NPSM	H5251L-A-BU	215.00
3"	NPSM	H5261L-A-BU	282.00
4"	NPSM	H5281L-A-BU	415.00



API 520-H Series Ferrules



Hose ID	Hose OD		Brass		Size	Hose OD		304 Stainless Steel		Aluminum	
	From:	To:	Part #	Price/E		From:	To:	Part #	Price/E	Part #	Price/E
1"	1-24/64"	1-26/64"	R1AAAS-A	\$9.85	2"	2-31/64"	2-34/64"	R2ASS-A	\$28.35	R2AAL-A	\$20.00
	1-27/64"	1-29/64"	R1AAS-A	9.85		2-35/64"	2-38/64"	R2BSS-A	28.35	R2BAL-A	20.00
	1-30/64"	1-32/64"	R1AS-A	9.85		2-39/64"	2-42/64"	R2CSS-A	28.35	R2CAL-A	20.00
	1-33/64"	1-35/64"	R1BS-A	9.85		2-43/64"	2-46/64"	R2DSS-A	28.35	R2DAL-A	20.00
	1-36/64"	1-38/64"	R1CS-A	9.85		2-47/64"	2-50/64"	R2ESS-A	28.35	R2EAL-A	20.00
	1-39/64"	1-41/64"	R1DS-A	9.85		2-62/64"	3-1/64"	R25ASS-A	42.25	R25AAL-A	30.00
	1-42/64"	1-44/64"	R1ES-A	9.85		3-2/64"	3-6/64"	R25BSS-A	42.25	R25BAL-A	30.00
1¼"	1-39/64"	1-42/64"	R125AAS-A	14.70	3-7/64"	3-11/64"	R25CSS-A	42.25	R25CAL-A	30.00	
	1-43/64"	1-46/64"	R125AS-A	14.70	3-12/64"	3-16/64"	R25DSS-A	42.25	R25DAL-A	30.00	
	1-47/64"	1-50/64"	R125BS-A	14.70	3-17/64"	3-21/64"	R25ESS-A	42.25	R25EAL-A	30.00	
	1-51/64"	1-54/64"	R125CS-A	14.70	3-35/64"	3-39/64"	R3AASS-A	49.25	R3AAAL-A	35.00	
	1-55/64"	1-58/64"	R125DS-A	14.70	3-40/64"	3-45/64"	R3ASS-A	49.25	R3AAL-A	35.00	
	1-59/64"	1-62/64"	R125ES-A	14.70	3-46/64"	3-50/64"	R3BSS-A	49.25	R3BAL-A	35.00	
1½"	1-54/64"	1-57/64"	R15AAAS-A	17.55	3-51/64"	3-54/64"	R3CSS-A	49.25	R3CAL-A	35.00	
	1-58/64"	1-62/64"	R15AAS-A	17.55	3-55/64"	3-59/64"	R3DSS-A	49.25	R3DAL-A	35.00	
	1-63/64"	2-2/64"	R15AS-A	17.55	4-46/64"	4-48/64"	R4ESS-A	164.00	---	---	
	2-3/64"	2-6/64"	R15BS-A	17.55	4-49/64"	4-51/64"	R4FSS-A	164.00	---	---	
	2-7/64"	2-11/64"	R15CS-A	17.55	4-52/64"	4-54/64"	R4GSS-A	164.00	---	---	
	2-12/64"	2-14/64"	R15DS-A	17.55	4-55/64"	4-57/64"	R4HSS-A	164.00	---	---	
	2-15/64"	2-19/64"	R15ES-A	17.55	4-58/64"	4-59/64"	R4KSS-A	164.00	---	---	
				4-60/64"	4-62/64"	R4LSS-A	164.00	---	---		
				4-63/64"	5"	R4MSS-A	164.00	---	---		

Replacement Washers

Feature:

- for use with 520-H series female internally expanded permanent couplings on pages 424 and 425



Size	Buna	
	Part #	Price/E
3/4"	H5071-BU	\$1.20
1"	H5072-BU	1.20
1 1/4"	H5073-BU	1.20
1 1/2"	H5074-BU	1.20
2"	H5075-BU	1.30
2 1/2"	H5076-BU	1.30
3"	H5077-BU	1.35
4"	H5078-BU	1.80

Permanent Couplings for Pump Hose

Application:

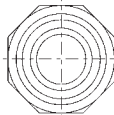
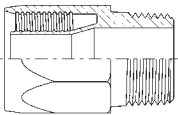
Economical and trouble-free couplings for gas pump hose.

Features:

- serrations on the stem imbed in the hose eliminating wicking and leakage
- shell extends beyond the stem preventing cutting of interior walls; tapered ends of stem and shell protect hose when flexed
- provide tamper-proof static connection which cannot be broken without completely damaging coupling and hose
- internal expansion of stem to nominal ID of hose provides full flow
- broad, firm grip of coupling extends hose life by making it possible for hose to withstand more flexings
- Hand and electrically operated installation equipment is available; consult Dixon for pricing and availability.
- Underwriters Listed approved
- *Reattach static wire if required.*



M



Hose ID	Male NPT	Hose OD	Chrome Plated Brass	
			Part #	Price/E
5/8"	3/4"	1"	H5741	\$15.15
5/8"	3/4"	1-1/32"	H5742	15.15
3/4"	3/4"	1-9/64"	H5751	17.10
3/4"	3/4"	1-11/64"	H5752	17.10
3/4"	3/4"	1-13/64"	H5753	27.10
3/4"	3/4"	1-7/32"	H5754	27.10
3/4"	3/4"	1-17/64"	H5755 ¹	27.10
1"	1"	1-25/64"	H5771	31.40
1"	1"	1-29/64"	H5772	31.40
1"	1"	1-1/2"	H5773	31.40
1"	1"	1-9/16"	H5774	31.40

¹ thrust plate required **2500HTL15**

HB Coupling Expander Machine



Features:

- hand operated, pull-through type expander
- for use in a fixed location for small production runs or as a portable repair type expander
- attaches sizes 3/4" through 2" of the 520-H Series couplings, and all sizes of 570-H and 580-H Series couplings
- expander tooling sold separately

Part #	Price/E
2500HB0000	\$3180.00

Dubl-Grip® Re-attachable Couplings for Curb Pump Hose

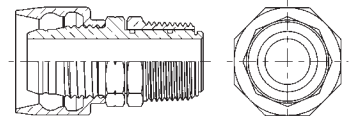
Features:

- two-piece construction
- streamlined design prevents damage to hose and fits well on new pump equipment
- wide, flat surfaces of body threads protect inside of hose from breaking
- tapered surface of sleeve and body cradle hose preventing one-point strain from flexing
- Hose is gripped on its full circumference in two places, ensuring a rigid leakproof connection.
- re-attachable: worn portion of hose can be removed and Dubl-Grip® can be reapplied
- easy assembly:
 - Hose is held in position by sleeve as body is threaded home.
 - Only a wrench is required to assemble the Dubl-Grip®.
- Underwriters Listed approved
- *Reattach static wire if required.*



H-600 Series Dubl-Grip® Swivel Re-attachables

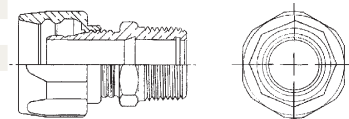
Hose ID	Male NPT	Hose OD	Chrome Plated Brass	
			Part #	Price/E
3/4"	3/4"	1-1/8"	H603	\$37.50
3/4"	3/4"	1-13/64"	H604	37.50
3/4"	3/4"	1-1/4"	H605	37.50
1"	1"	1-3/8"	H609 ¹	58.00
1"	1"	1-7/16"	H610 ¹	58.00
1"	1"	1-1/2"	H611 ¹	58.00



¹ octagonal shape

Dubl-Grip® Re-attachables

Hose ID	Male NPT	Hose OD	Chrome Plated Brass	
			Part #	Price/E
5/8"	3/4"	1"	850212	\$20.50
5/8"	3/4"	1-1/32"	850213	20.50
3/4"	3/4"	1-1/8"	850451	27.90
3/4"	3/4"	1-13/64"	850455	27.90
3/4"	3/4"	1-1/4"	850453	27.90
1"	1"	1-3/8"	850841 ¹	43.20
1"	1"	1-7/16"	850801 ¹	43.20
1"	1"	1-1/2"	850811 ¹	43.20



¹ octagonal shape



CIP Internal Expansion (IX) Sanitary Style Hose Couplings

Application:

- Flow Chief Sanitary fittings are used in the food, dairy and beverage industries.


Features:

- Clean-In-Place (CIP) compliant
- Flow Chief internal expansion (IX) fittings are only to be used with Flow Chief stainless steel ferrules.

Sanitary Clamp End Stems

Features:

- 3A compliant when assembled by 3A authorized hose shop
- special plug is required to expand CIP compliant fittings
- special adapter plate is required to expand 1½" CIP compliant fittings
- see pages 446-452 for sanitary style gaskets
- see pages 432-433 for sanitary style clamps



Size	304 Stainless Steel	
	Part #	Price/E
1½"	IXSE24-3A	\$173.50
2"	IXSE32-3A	195.00
3"	IXSE48-3A	350.00

Tube Weld End Stem

Feature:

- special plug is required to expand CIP compliant fittings



Size	304 Stainless Steel	
	Part #	Price/E
2"	IXPE32-3A	\$175.00

Special Expansion Plug for CIP Compliant IX Fittings



Hose Size	304 Stainless Steel	
	Part #	
1½"	IXFDPLG137	
2"	IXFDPLG187	
3"	IXFDPLG287	

M

Flow Chief Ferrules

Feature:

- ferrule ID's are designed in increments of 1/16"



Size	Hose OD		304 Stainless Steel	
	From:	To:	Part #	Price/E
1½" ¹	1-56/64"	1-59/64"	24PFX1.937	\$105.50
	1-60/64"	1-63/64"	24PFX2.000	105.50
	2"	2-3/64"	24PFX2.062	105.50
	2-4/64"	2-7/64"	24PFX2.125	105.50
	2-8/64"	2-11/64"	24PFX2.187	105.50
	2-12/64"	2-15/64"	24PFX2.250	105.50
2" ¹	2-16/64"	2-19/64"	24PFX2.312 ²	105.50
	2-28/64"	2-31/64"	32PFX2.500	108.00
	2-32/64"	2-35/64"	32PFX2.562	108.00
	2-36/64"	2-39/64"	32PFX2.625	108.00
	2-40/64"	2-43/64"	32PFX2.687	108.00
	2-44/64"	2-47/64"	32PFX2.750	108.00
	2-48/64"	2-51/64"	32PFX2.812	108.00
	2-52/64"	2-55/64"	32PFX2.875	108.00
	2-56/64"	2-59/64"	32PFX2.937	108.00
	2½"	3"	3-3/64"	40PFX3.062
3-4/64"		3-7/64"	40PFX3.125	151.00
3-8/64"		3-11/64"	40PFX3.187	151.00
3-12/64"		3-15/64"	40PFX3.250	151.00
3-16/64"		3-19/64"	40PFX3.312	151.00
3-20/64"		3-23/64"	40PFX3.375	151.00
3-28/64"		3-31/64"	40PFX3.500	151.00

Size	Hose OD		304 Stainless Steel	
	From:	To:	Part #	Price/E
3"	3-32/64"	3-35/64"	48PFX3.562	\$172.50
	3-36/64"	3-39/64"	48PFX3.625	172.50
	3-40/64"	3-43/64"	48PFX3.687	172.50
	3-44/64"	3-47/64"	48PFX3.750	172.50
	3-48/64"	3-51/64"	48PFX3.812	172.50
	3-52/64"	3-55/64"	48PFX3.875	172.50
	3-56/64"	3-59/64"	48PFX3.937	172.50
	3-60/64"	3-63/64"	48PFX4.000	172.50
	4"	4-3/64"	48PFX4.062	172.50
	4-4/64"	4-7/64"	48PFX4.125	172.50
4"	4-36/64"	4-39/64"	64PFX4.625	235.00
	4-40/64"	4-43/64"	64PFX4.687	235.00
	4-44/64"	4-47/64"	64PFX4.750	235.00
	4-48/64"	4-51/64"	64PFX4.812	235.00
	4-52/64"	4-55/64"	64PFX4.875	235.00
	4-56/64"	4-59/64"	64PFX4.937	235.00

¹ 1½" and 2" ferrules do not have serrations on the ID

² consult Dixon for working pressure

Internal Expansion (IX) Sanitary Style Hose Couplings

Features:

- clamp end x hose shank
- Flow Chief internal expansion (IX) fittings are only to be used with Flow Chief stainless steel ferrules.
- see pages 446-452 for sanitary style gaskets
- see pages 432-433 for sanitary style clamps

Size	304 Stainless Steel	
	Part #	Price/E
1½"	IXSE24	\$138.40
2"	IXSE32	169.00
2½"	IXSE40	270.00
3"	IXSE48	350.50
4"	IXSE64	470.00



Internal Expansion (IX) Male NPT Hose Couplings

Feature:

- Flow Chief internal expansion (IX) fittings are only to be used with Flow Chief stainless steel ferrules.

Size	304 Stainless Steel	
	Part #	Price/E
1½"	IXMS24	\$186.35
2"	IXMS32	180.00
2½"	IXMS40	230.00
3"	IXMS48	351.00
4"	IXMS64	500.00



Internal Expansion (IX) Bevel Seat Hose Couplings

Features:

- Flow Chief internal expansion (IX) fittings are only to be used with Flow Chief stainless steel ferrules.
- see page 460 for bevel seat gaskets



Female Shank

Feature:

- only use with the IXAN nuts shown below

Size	304 Stainless Steel	
	Part #	Price/E
1½"	IXFS24	\$154.35
2"	IXFS32	210.10
2"	IXFS32-3A ¹	215.00
2½"	IXFS40	236.90
3"	IXFS48	375.00
4"	IXFS64	395.00



¹ must use plug part # IXFDPLG187

Threaded Hex Nuts

series 13H (modified)

Size	304 Stainless Steel	
	Part #	Price/E
1½"	IXAN24	\$37.10
2"	IXAN32	49.10
2½"	IXAN40	73.00
3"	IXAN48	92.25
4"	IXAN64	155.00



Dixon Sanitary Style Crimp Stems Clamp End x Hose Shank

Features:

- sanitary style end
- Dixon sanitary crimp stems are only to be used with Dixon sanitary stainless steel crimp ferrules
- reference pages 841-842 for crimp recommendations



Size	316 Stainless Steel	
	Part #	Price/E
1"	CSSR100	\$75.60
1½"	CSSR150	77.85
2"	CSSR200	135.50
3"	CSSR300	302.60
4"	CSSR400	562.85

Female Bevel Seat End x Hose Shank



Size	Nut Used	316 Stainless Steel	
		Part #	Price/E
1"	13H-G100	CBSR100	\$75.60
1½"	IXAN24	CBSR150	77.85
2"	IXAN32	CBSR200	135.50
3"	IXAN300	CBSR300	302.10
4"	IXAN64	CBSR400	562.85

Female I-Line End x Hose Shank



Size	316 Stainless Steel	
	Part #	Price/E
1½"	CILR150	\$77.85
2"	CILR200	135.50
3"	CILR300	302.10
4"	CILR400	562.85

M

Tube Weld End x Hose Shank



Size	316 Stainless Steel	
	Part #	Price/E
1½"	CTER150	\$77.85
2"	CTER200	135.50
3"	CTER300	302.10
4"	CTER400	562.85

Holedall DIN External Crimp Stems Male Stem



Size	316 Stainless Steel	
	Part #	Price/E
1½"	HA0235	\$98.95
2"	HA0236	138.50
3"	HA0238	250.10

Female Stem



Size	316 Stainless Steel	
	Part #	Price/E
1½"	HA0240	\$88.30
2"	HA0241	127.80
3"	HA0243	239.75

Dixon Sanitary Crimp Ferrules

Features:

- AISI 304 stainless steel
- ferrules have a surface finish of 63 or better

Hose ID	Hose OD		304 Stainless Steel	
	From:	To:	Part #	Price/E
1"	1-26/64"	1-28/64"	F16G-1453	\$51.50
	1-29/64"	1-31/64"	F16G-1500	51.50
	1-32/64"	1-34/64"	F16G-1547	51.50
	1-35/64"	1-37/64"	F16G-1594	51.50
	1-38/64"	1-40/64"	F16G-1641	51.50
1½"	1-58/64"	1-61/64"	F24G-1969	59.45
	1-62/64"	2-1/64"	F24G-2031	59.45
	2-2/64"	2-5/64"	F24G-2094	59.45
	2-6/64"	2-9/64"	F24G-2156	59.45
2"	2-30/64"	2-33/64"	F32G-2531	77.80
	2-34/64"	2-37/64"	F32G-2594	77.80
	2-38/64"	2-41/64"	F32G-2656	77.80
	2-42/64"	2-45/64"	F32G-2719	77.80
	2-52/64"	2-55/64"	F32G-2875	77.80
3"	3-36/64"	3-39/64"	F48G-3625	208.00
	3-40/64"	3-43/64"	F48G-3688	208.00
	3-44/64"	3-47/64"	F48G-3750	208.00
	3-48/64"	3-51/64"	F48G-3813	208.00
	3-52/64"	3-55/64"	F48G-3875	208.00
	3-56/64"	3-59/64"	F48G-3938	208.00
	3-61/64"	4"	F48G-4016	208.00
4"	4-40/64"	4-43/64"	F64G-4688	409.15
	4-44/64"	4-47/64"	F64G-4750	409.15
	4-48/64"	4-51/64"	F64G-4813	409.15
	4-52/64"	4-55/64"	F64G-4875	409.15
	4-56/64"	4-59/64"	F64G-4938	409.15
	5-5/64"	5-8/64"	F64G-5141	409.15



DIN Round Nut - 13R

Tube OD	DN Size	304 Stainless Steel	
		Part #	Price/E
1"	25	13R-G100DIN	\$35.80
1½"	40	13R-G150DIN	44.60
2"	50	13R-G200DIN	57.05
2½"	65	13R-G250DIN	77.25
3"	80	13R-G300DIN	118.65
4"	100	13R-G400DIN	138.50



King Crimp Sanitary Stems

Features:

- to be used with Dixon King Crimp sleeves and/or ferrules
- wetted surfaces meet governmental and independent regulatory standards



Hose ID	316 Stainless Steel	
	Part #	Price/E
1"	CSSR100CS	\$75.60
1½"	CSSR150CS	77.85
2"	CSSR200CS	135.50
3"	CSSR300CS	302.60
4"	CSSR400CS	562.85



 Use only with King Crimp sleeves and/or ferrules on page 14-17.