

VALVE CONNECTORS

MSUD - M12
– Connection cables

Form B (10 mm)

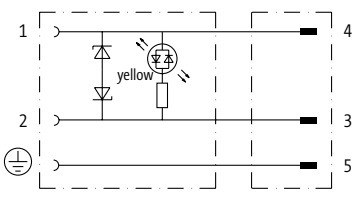
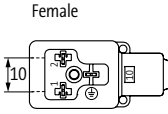
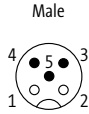
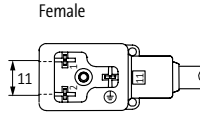
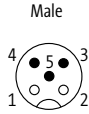
Male M12
straight

Form BI (11 mm)
Industrial standard

Male M12
straight



Approvals:  

1 Form	41001	40961
	Type 24 V AC/DC, M12 (3-pole) LED and suppression	Type 24 V AC/DC, M12 (3-pole) LED and suppression
Circuit diagram		
Contact layout	Female  10 Male  4 3 1 2	Female  11 Male  4 3 1 2
2 Cable Type	Jacket Color	Jacket Color
Wire diameter 0.75 mm ²	yellow gray black	yellow gray black
PVC	016 216 616	016 216 616
PUR/PVC	026 226 626	026 226 626
PUR (UL/CSA)	036 236 636	036 236 636
PUR (UL/CSA), welding spark res.	056 256 656	056 256 656
3 Cable Length		
0.3 m	0030	
0.6 m	0060	
1.0 m	0100	
1.5 m	0150	
2.0 m	0200	
Technical Data		
Operating voltage	24 V AC ±20 % / DC ±25 %	
Protection	IP65 and IP67 when plugged and screwed down (EN 60529)	
Temperature range	-25...+85 °C, depending on cable quality	
Article No.		
The composition of your article number is explained on page 3.1.i	7 0 0 0 - - - - - - - - - -	
	1 Form	2 Cable Type
		3 Cable Length
Notes	Other versions on request. Differing cable lengths up to 2 m can be ordered in 0.2 m steps, from 2 m on in 0.5 m steps.	