

VALVE CONNECTORS

MSUD - M12

– Connection cables

Form C (8 mm)

Male M12
straight

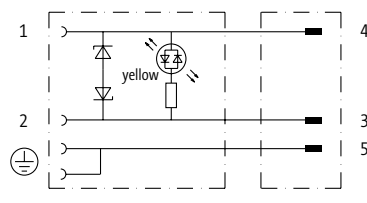
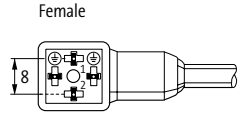
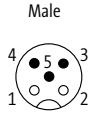
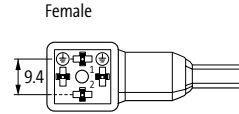
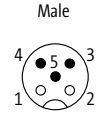
Form CI (9.4 mm)

Industrial standard

Male M12
straight



Approvals:  

1 Form	41081	41041	
	24 V AC/DC, M12 (3-pole) LED and suppression	24 V AC/DC, M12 (3-pole) LED and suppression	
Circuit diagram			
Contact layout	<p>Female</p>  <p>Male</p> 	<p>Female</p>  <p>Male</p> 	
2 Cable Type	Jacket Color	Jacket Color	
	Wire diameter 0.75 mm ²	yellow gray black	yellow gray black
	PVC	016 216 616	016 216 616
	PUR/PVC	026 226 626	026 226 626
	PUR (UL/CSA) PUR (UL/CSA), welding spark res.	036 236 636 056 256 656	036 236 636 056 256 656
3 Cable Length	0.3 m	0030	
	0.6 m	0060	
	1.0 m	0100	
	1.5 m	0150	
	2.0 m	0200	
Technical Data	<p>Operating voltage: 24 V AC ±20 % / DC ±25 %</p> <p>Protection: IP65 and IP67 when plugged and screwed down (EN 60529)</p> <p>Temperature range: -25...+85 °C, depending on cable quality</p>		
Article No.	<p>The composition of your article number is explained on page 3.1.i</p> <p style="text-align: center;">7 0 0 0 - - - - -</p>		
	1 Form	2 Cable Type	
		3 Cable Length	
Notes	<p>Other versions on request. Differing cable lengths up to 2 m can be ordered in 0.2 m steps, from 2 m on in 0.5 m steps.</p>		

Valve Connectors