


VALVE CONNECTORS

SVS Eco, LED

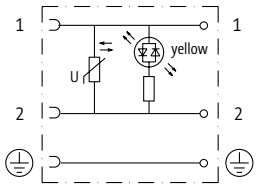
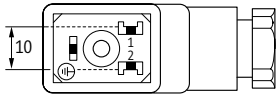
– Field-wireable

– Screw terminals

Approvals: 

Form B (10 mm)



1 Form	29565	29645	29685
Type	24 V AC/DC	110 V AC/DC	230 V AC/DC
	LED and VDR	LED and VDR	LED and VDR
	metric	metric	metric
Circuit diagram			
Contact figure	Cable outlet can be turned in 180° steps		
Contact layout			
Technical Data			
Operating voltage	24 V AC/DC ±10 %	110 V AC/DC ±10 %	230 V AC/DC ±10 %
Operating current per contact	max. 1.5 A		
Connection cross section	0.5...1.5 mm ²		
Sealing range (cable diameter)	6...8 mm		
Locking of ports	M3 (recommended torque 0.4 Nm)		
Compression gland	M16 × 1.5 mm		
Contact figure	Cable outlet can be turned in 180° steps		
Protection	IP65 inserted and tightened		
Temperature range	-40...+60 °C		
Article No.			
The composition of your article number is explained on page 3.1.i	<div style="display: flex; justify-content: space-around; align-items: center;"> <u>7 0 0 0</u> - _____ - <u>0 0 0</u> <u>0 0 0 0</u> </div>		
	1 Form		
Notes	Other versions on request.		

Valve Connectors