



500 SERIES

- Vacuum ranges through 0 psig to 10,000 psig
- Standard copper alloy wetted parts
- Normally open (N.O.) or normally closed (N.C.) switching functions
- CE compliant to suppress RFI, EMI and ESD

APPLICATIONS

- HVAC
- Hydraulics & pneumatics
- Pumps and compressors
- Stamping & forming presses
- Transportation

SPECIFICATIONS

Switching parameters	
Number	1 or 2
Function	N.O. or N.C., p-switching or n-switching
Contact rating	Max. 100 mA (max. 30 Vdc)
Non-repeatability	≤ 1% of full scale
Pressure ranges	
Vacuum ranges through 0 psig to 10,000 psig	
Switch adjustment	
Switch point	Adjustment screw Switching point 5 ...100% of full scale
Hysteresis	≤ 5% of full scale
Durability	
>1,000,000 cycles	
Temperature ranges	
Compensated 32° to 175 °F / 0° to 80 °C Zero ± 0.06% full scale/ °F Span ± 0.06% full scale/ °F Media -5° to 175 °F (-20° to 80 °C) Ambient -5° to 175 °F (-20° to 80 °C) Storage -22° to 175 °F (-30° to 80 °C)	
Power requirement*	
10 Vdc to 30 Vdc	
Proof pressure	
30 psi & lower	5x
60 psi	4x
150 psi & higher	2x
Measuring element	
Copper alloy 316 SS > 600 psi 1/4" NPT brass connection standard	
Housing material	
Brass through 350 psi Aluminum anodized 600 psi and higher	
Environmental rating	
IP65 for Hirschmann IP67 for M12 x 1	
Electromagnetic rating	
CE compliant to EMC norm EN 61326:1997/A1:1998 RFI, EMI and ESD protection	
Weight	
0.2 lb. on ≤400 psi, 0.6 lb. on ≥600 psi	

* Unregulated

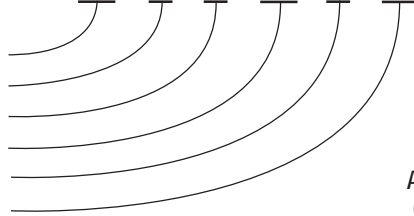
ORDERING INFORMATION				
SERIES	500			
SWITCH FUNCTIONS	1	1 N.O. (PNP)	3	2 N.O. (PNP)
	2	1 N.C. (PNP)	4	2 N.C. (PNP)
PROCESS CONNECTIONS	1	1/8" NPT male	2	1/4" NPT male
	PRESSURE RANGES			
PRESSURE RANGES	30vac	-30 inHg to 0 psig	150	0 psig to 150 psig
	15	0 psig to 15 psig	250	0 psig to 250 psig
	30	0 psig to 30 psig	350	0 psig to 350 psig
	60	0 psig to 60 psig	600	0 psig to 600 psig
	100	0 psig to 100 psig	750	0 psig to 750 psig
	1000	0 psig to 1,000 psig	1500	0 psig to 1,500 psig
ELECTRICAL CONNECTIONS	1	5' Cable	2	M12x1 (4-pin)
	OPTIONS			
OPTIONS	1	Additional cable length (specify length) (Available with cable connection only)	ORF	Threaded Orifice
				Note: M12 mating connectors & cord sets are available as separate options.

Please consult your local NOSHOK Distributor or NOSHOK, Inc. for availability and delivery information.


EXAMPLE

Series 500 Series
 Switch function..... 2 N.O. (PNP)
 Process connection 1/4" NPT Male
 Adjustable range 0 psig to 750 psig
 Electrical connection M12 x 1 (4-pin)
 Option..... Threaded Orifice

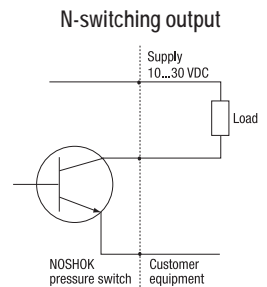
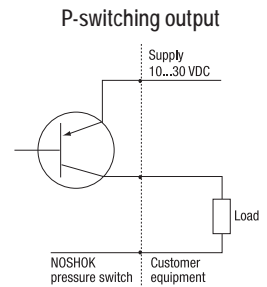
500 - 3 - 2 - 750 - 2 - ORF



Additional
Ordering
Information
Switch Set
Point(s)
(please specify)



Switching Output Schematic

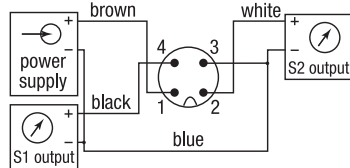
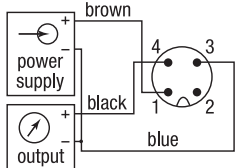


Connection table for M12x1 (4-pin) connector

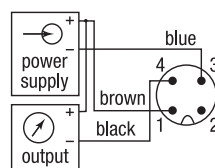
Function	Connector M12 x 1 (4-pin)
Power supply: +	1 brown
Power supply: -	3 blue
Switching output: S1	4 black
Switching output: S2	5 white

Wiring Diagrams

P-switching, cable or connector
1 switching output



N-switching, cable or connector
1 switching output



2 switching outputs

