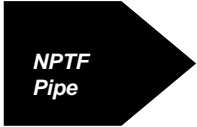
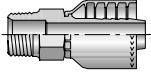

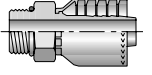

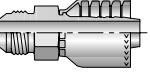
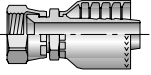
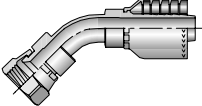
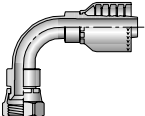
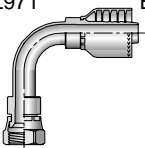
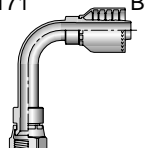

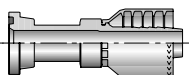
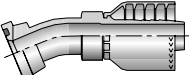
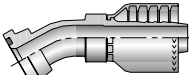
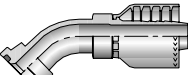
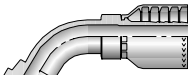
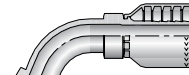
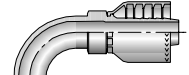
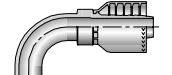
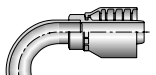

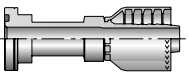
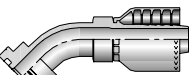
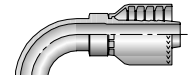

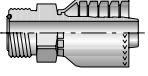
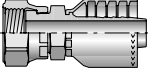
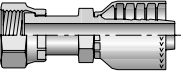
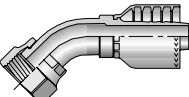
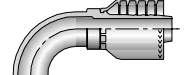
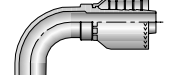


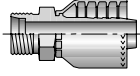
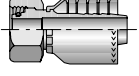

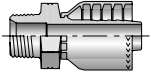
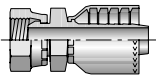
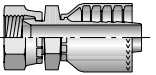
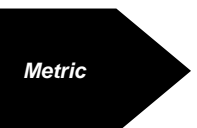
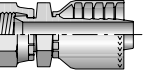
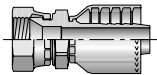


| | | | | | |
|---|--|--|---|--|---|
|  NPTF Pipe | 10171 B-72  <i>Male - Rigid</i> |  SAE | 10571 B-72  <i>Male - Rigid</i> |  JIC | 10371 B-72  <i>Male - Rigid</i> |
| 10671 B-73  <i>Female - Swivel</i> | 13771 B-73  <i>Female - Swivel 45° Elbow - Short</i> | 13971 B-74  <i>Female - Swivel 90° Elbow - Short</i> | 1L971 B-74  <i>Female - Swivel 90° Elbow - Medium</i> | 14171 B-74  <i>Female - Swivel 90° Elbow - Long</i> |  Code 61 Flange |
| 11571 B-75  <i>Flange</i> | 11671 B-75  <i>22-1/2° Elbow</i> | 12671 B-76  <i>30° Elbow</i> | 11771 B-76  <i>45° Elbow</i> | 12771 B-76  <i>60° Elbow</i> | 11871 B-77  <i>67-1/2° Elbow</i> |
| 11971 B-77  <i>90° Elbow</i> | 18971 B-78  <i>90° Elbow-Long</i> | 12U71 B-78  <i>110° Elbow</i> |  Code 62 Flange | 16A71 B-78  <i>Flange</i> | 16F71 B-78  <i>45° Elbow</i> |
| 16N71 B-79  <i>90° Elbow</i> |  Seal-Lok® (O-Ring Face Seal) | 1J071 B-79  <i>Male - Rigid</i> | 1JC71 B-79  <i>Female - Swivel Short</i> | 1JS71 B-80  <i>Female - Swivel Long</i> | 1J771 B-80  <i>Female - Swivel 45° Elbow</i> |
| 1J971 B-81  <i>Female - Swivel 90° Elbow - Short</i> | 1J571 B-81  <i>Female - Swivel 90° Elbow - Medium</i> | 1J171 B-81  <i>Female - Swivel 90° Elbow - Long</i> |  Metric "S" | 1D271 B-82  <i>Male - Rigid</i> | 1C971 B-82  <i>Female - Swivel</i> |
|  BSP | 1UT71 B-82  <i>Male - Rigid</i> | 1GU71 B-82  <i>Female - Swivel</i> | 1FU71 B-83  <i>Female - Swivel</i> |  Metric | 1MU71 B-83  <i>Female - Swivel</i> |
| 1XU71 B-83  <i>Female - Swivel</i> | | | | | |

A

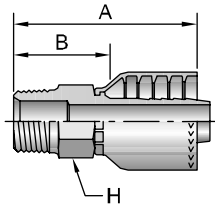
B

C

D

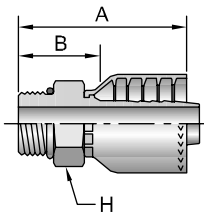
E

10171 Male NPTF Pipe - Rigid



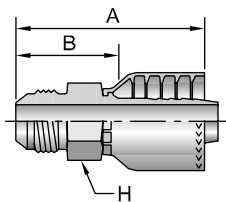
| # Part Number | Thread | | Hose I.D. inch | A | | H inch | B | |
|------------------|--------------|-------|-------------------|------|-----|-----------|------|----|
| | inch | inch | | inch | mm | | inch | mm |
| 10171-6-6 | 3/8x18 | 3/8 | 3/8 | 2.36 | 60 | 3/4 | 1.47 | 37 |
| 10171-8-8 | 1/2x14 | 1/2 | 1/2 | 2.82 | 72 | 7/8 | 1.63 | 41 |
| 10171-12-8 | 3/4x14 | 1/2 | 1/2 | 2.67 | 68 | 1-1/16 | 1.47 | 37 |
| 10171-12-12 | 3/4x14 | 3/4 | 3/4 | 3.08 | 78 | 1-1/16 | 1.71 | 43 |
| 10171-16-12 | 1x11-1/2 | 3/4 | 3/4 | 3.08 | 78 | 1-3/8 | 1.72 | 44 |
| 10171-16-16 | 1x11-1/2 | 1 | 1 | 3.63 | 92 | 1-3/8 | 2.04 | 52 |
| 10171-20-16 | 1-1/4x11-1/2 | 1 | 1 | 3.49 | 89 | 1-11/16 | 1.90 | 48 |
| 10171-20-20 | 1-1/4x11-1/2 | 1-1/4 | 1-1/4 | 4.06 | 103 | 1-3/4 | 2.39 | 61 |
| 10171-24-20 | 1-1/2x11-1/2 | 1-1/4 | 1-1/4 | 3.77 | 96 | 2 | 2.10 | 53 |
| 10171-24-24 | 1-1/2x11-1/2 | 1-1/2 | 1-1/2 | 4.32 | 110 | 2 | 2.19 | 56 |
| 10171-32-32 | 2x11-1/2 | 2 | 2 | 4.66 | 118 | 2-1/2 | 2.52 | 64 |

10571 Male SAE Straight Thread with O-Ring - Rigid



| # Part Number | Thread | | Hose I.D. inch | A | | H inch | B | |
|------------------|--------|-----------|-------------------|------|----|-----------|------|----|
| | inch | inch | | inch | mm | | inch | mm |
| 10571-8-8 | 1/2 | 3/4x16 | 1/2 | 2.44 | 62 | 7/8 | 1.25 | 32 |
| 10571-12-12 | 3/4 | 1-1/16x12 | 3/4 | 2.79 | 71 | 1-1/4 | 1.43 | 36 |
| 10571-16-16 | 1 | 1-5/16x12 | 1 | 3.42 | 87 | 1-1/2 | 1.77 | 45 |
| 10571-20-20 | 1-1/4 | 1-5/8x12 | 1-1/4 | 3.67 | 93 | 1-7/8 | 2.00 | 51 |

10371 Male JIC 37° - Rigid

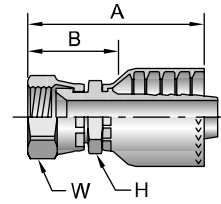


| # Part Number | Thread | | Hose I.D. inch | A | | H inch | B | |
|------------------|--------|-----------|-------------------|------|-----|-----------|------|----|
| | inch | inch | | inch | mm | | inch | mm |
| 10371-6-6 | 3/8 | 9/16x18 | 3/8 | 2.44 | 62 | 3/4 | 1.55 | 39 |
| 10371-8-6 | 1/2 | 3/4x16 | 3/8 | 2.29 | 58 | 7/8 | 1.40 | 36 |
| 10371-8-8 | 1/2 | 3/4x16 | 1/2 | 2.66 | 68 | 7/8 | 1.41 | 36 |
| 10371-10-8 | 5/8 | 7/8x14 | 1/2 | 2.60 | 66 | 15/16 | 1.41 | 36 |
| 10371-10-10 | 5/8 | 7/8x14 | 5/8 | 2.93 | 74 | 15/16 | 1.69 | 43 |
| 10371-12-12 | 3/4 | 1-1/16x12 | 3/4 | 3.17 | 80 | 1-1/8 | 1.81 | 46 |
| 10371-14-12 | 7/8 | 1-3/16x12 | 3/4 | 3.09 | 78 | 1-1/4 | 1.73 | 44 |
| 10371-16-12 | 1 | 1-5/16x12 | 3/4 | 3.02 | 77 | 1-3/8 | 1.66 | 42 |
| 10371-16-16 | 1 | 1-5/16x12 | 1 | 3.68 | 93 | 1-3/8 | 2.03 | 52 |
| 10371-20-16 | 1-1/4 | 1-5/8x12 | 1 | 3.43 | 87 | 1-7/8 | 1.84 | 47 |
| 10371-20-20 | 1-1/4 | 1-5/8x12 | 1-1/4 | 3.94 | 100 | 1-7/8 | 2.27 | 58 |

10671

Female JIC 37° - Swivel

| # Part Number | Thread | | Hose I.D. inch | A | | H inch | W inch | B | | Additional Material Stainless Steel (C) |
|------------------|--------|-----------|-------------------|------|-----|-----------|-----------|------|----|--|
| | inch | 9/16x18 | | inch | mm | | | inch | mm | |
| 10671-6-6 | 3/8 | 9/16x18 | 3/8 | 2.28 | 58 | 11/16 | 11/16 | 1.39 | 35 | |
| 10671-8-6 | 1/2 | 3/4x16 | 3/8 | 2.47 | 63 | 11/16 | 7/8 | 1.58 | 40 | |
| 10671-8-8 | 1/2 | 3/4x16 | 1/2 | 2.61 | 66 | 13/16 | 7/8 | 1.41 | 36 | • |
| 10671-10-8 | 5/8 | 7/8x14 | 1/2 | 2.84 | 72 | 7/8 | 1 | 1.64 | 42 | |
| 10671-10-10 | 5/8 | 7/8x14 | 5/8 | 2.83 | 72 | 15/16 | 1 | 1.58 | 40 | |
| 10671-10-12 | 5/8 | 7/8x14 | 3/4 | 2.92 | 74 | 1-1/16 | 1 | 1.54 | 39 | |
| 10671-12-8 | 3/4 | 1-1/16x12 | 1/2 | 2.75 | 70 | 1-1/16 | 1-1/4 | 1.58 | 40 | |
| 10671-12-10 | 3/4 | 1-1/16x12 | 5/8 | 3.00 | 76 | 1-1/16 | 1-1/4 | 1.75 | 44 | |
| 10671-12-12 | 3/4 | 1-1/16x12 | 3/4 | 2.96 | 75 | 1-1/16 | 1-1/4 | 1.60 | 41 | • |
| 10671-12-16 | 3/4 | 1-1/16x12 | 1 | 3.37 | 86 | 1-3/8 | 1-1/4 | 1.67 | 42 | |
| 10671-14-12 | 7/8 | 1-3/16x12 | 3/4 | 3.01 | 76 | 1-1/4 | 1-3/8 | 1.61 | 41 | |
| 10671-16-12 | 1 | 1-5/16x12 | 3/4 | 3.28 | 83 | 1-1/4 | 1-1/2 | 1.92 | 49 | |
| 10671-16-16 | 1 | 1-5/16x12 | 1 | 3.60 | 91 | 1-3/8 | 1-1/2 | 2.01 | 51 | • |
| 10671-20-16 | 1-1/4 | 1-5/8x12 | 1 | 3.80 | 97 | 1-5/8 | 2 | 2.21 | 56 | |
| 10671-20-20 | 1-1/4 | 1-5/8x12 | 1-1/4 | 3.92 | 100 | 1-7/8 | 2 | 2.25 | 57 | • |
| 10671-24-20 | 1-1/2 | 1-7/8x12 | 1-1/4 | 4.10 | 104 | 2-1/8 | 2-1/4 | 2.43 | 62 | |
| 10671-24-24 | 1-1/2 | 1-7/8x12 | 1-1/2 | 4.69 | 119 | 2-1/8 | 2-1/4 | 2.50 | 64 | • |
| 10671-32-32 | 2 | 2-1/2x12 | 2 | 5.39 | 137 | 2-1/2 | 2-7/8 | 3.19 | 81 | |



A

B

C

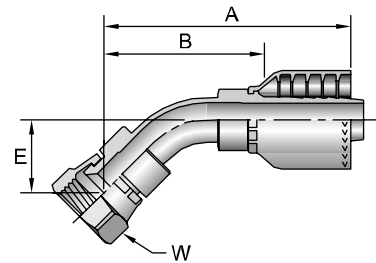
D

E

13771

Female JIC 37° - Swivel - 45° Elbow - Short Drop

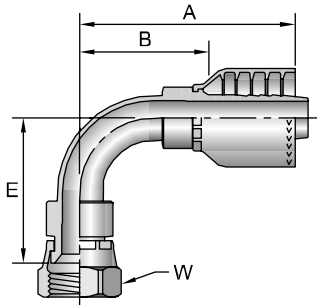
| # Part Number | Thread | | Hose I.D. inch | A | | E | | W inch | B | |
|------------------|--------|-----------|-------------------|------|-----|------|----|-----------|------|----|
| | inch | 9/16x18 | | inch | mm | inch | mm | | inch | mm |
| 13771-6-6 | 3/8 | 9/16x18 | 3/8 | 2.34 | 59 | 0.43 | 11 | 11/16 | 1.44 | 37 |
| 13771-8-8 | 1/2 | 3/4x16 | 1/2 | 2.83 | 72 | 0.59 | 15 | 7/8 | 1.62 | 41 |
| 13771-10-8 | 5/8 | 7/8x14 | 1/2 | 2.93 | 74 | 0.63 | 16 | 1 | 1.72 | 44 |
| 13771-10-10 | 5/8 | 7/8x14 | 5/8 | 3.08 | 78 | 0.63 | 16 | 1 | 1.83 | 46 |
| 13771-12-12 | 3/4 | 1-1/16x12 | 3/4 | 3.64 | 92 | 0.83 | 21 | 1-1/4 | 2.26 | 57 |
| 13771-16-16 | 1 | 1-5/16x12 | 1 | 4.20 | 107 | 0.90 | 23 | 1-1/2 | 2.61 | 66 |
| 13771-20-20 | 1-1/4 | 1-5/8x12 | 1-1/4 | 5.22 | 133 | 1.69 | 43 | 2 | 3.53 | 90 |



Stainless steel fittings must be assembled with Karrykrimp 2, PHastkrimp, Superkrimp or Parkrimp 2. See CrimpSource for more information.

13971

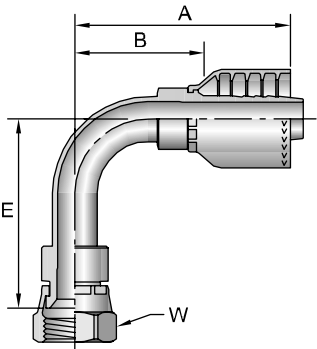
Female JIC 37° - Swivel - 90° Elbow - Short Drop



| # Part Number | Thread | | Hose I.D. inch | A | | E | | W inch | B | |
|------------------|--------|-----------|-------------------|------|-----|------|-----|-----------|------|-----|
| | inch | 9/16x18 | | inch | mm | inch | mm | | inch | mm |
| 13971-6-6 | 3/8 | 9/16x18 | 3/8 | 2.21 | 56 | 0.91 | 23 | 11/16 | 1.31 | 33 |
| 13971-8-8 | 1/2 | 3/4x16 | 1/2 | 2.62 | 67 | 1.14 | 29 | 7/8 | 1.41 | 36 |
| 13971-10-8 | 5/8 | 7/8x14 | 1/2 | 2.74 | 70 | 1.26 | 32 | 1 | 1.53 | 39 |
| 13971-10-10 | 5/8 | 7/8x14 | 5/8 | 2.88 | 73 | 1.26 | 32 | 1 | 1.63 | 41 |
| 13971-12-10 | 3/4 | 1-1/16x12 | 5/8 | 2.98 | 76 | 1.89 | 48 | 1-1/4 | 1.73 | 44 |
| 13971-12-12 | 3/4 | 1-1/16x12 | 3/4 | 3.50 | 89 | 1.89 | 48 | 1-1/4 | 2.11 | 54 |
| 13971-16-16 | 1 | 1-5/16x12 | 1 | 4.36 | 111 | 2.20 | 56 | 1-1/2 | 2.58 | 66 |
| 13971-20-20 | 1-1/4 | 1-5/8x12 | 1-1/4 | 4.78 | 121 | 3.33 | 85 | 2 | 3.11 | 79 |
| 13971-24-24 | 1-1/2 | 1-7/8x12 | 1-1/2 | 6.33 | 161 | 3.98 | 101 | 2-1/4 | 4.14 | 105 |

1L971

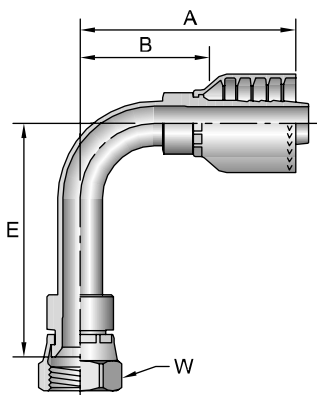
Female JIC 37° - Swivel - 90° Elbow - Medium Drop



| # Part Number | Thread | | Hose I.D. inch | A | | E | | W inch | B | |
|------------------|--------|--------|-------------------|------|----|------|----|-----------|------|----|
| | inch | 7/8x14 | | inch | mm | inch | mm | | inch | mm |
| 1L971-10-8 | 5/8 | 7/8x14 | 1/2 | 3.24 | 82 | 1.75 | 44 | 1 | 2.04 | 52 |

14171

Female JIC 37° - Swivel - 90° Elbow - Long Drop




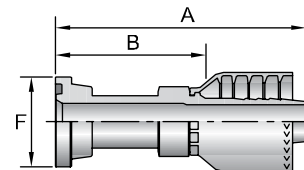
| # Part Number | Thread | | Hose I.D. inch | A | | E | | W inch | B | |
|------------------|--------|-----------|-------------------|------|-----|------|-----|-----------|------|----|
| | inch | 9/16x18 | | inch | mm | inch | mm | | inch | mm |
| 14171-6-6 | 3/8 | 9/16x18 | 3/8 | 2.34 | 59 | 2.13 | 54 | 11/16 | 1.44 | 37 |
| 14171-8-8 | 1/2 | 3/4x16 | 1/2 | 2.58 | 66 | 2.52 | 64 | 7/8 | 1.37 | 35 |
| 14171-12-12 | 3/4 | 1-1/16x14 | 3/4 | 3.49 | 89 | 3.78 | 96 | 1-1/4 | 2.11 | 54 |
| 14171-16-16 | 1 | 1-5/16x12 | 1 | 4.36 | 111 | 4.32 | 110 | 1-1/2 | 2.58 | 66 |

11571

SAE Code 61 Flange Head

ISO 12151-3 - S - L

| # Part Number | Flange inch | Hose I.D. inch | A | | F inch | B | |
|------------------|----------------|-------------------|------|-------|-----------|------|------|
| | | | inch | mm | | inch | mm |
| 11571-8-8 | 1/2 | 1/2 | 3.48 | 88 | 1-3/16 | 2.27 | 58 |
| 11571-10-10 | 5/8 | 5/8 | 3.69 | 93,7 | 1-11/32 | 2.44 | 62,0 |
| 11571-12-8 | 3/4 | 1/2 | 2.46 | 62,5 | 1-1/2 | 1.26 | 32,0 |
| 11571-12-12 | 3/4 | 3/4 | 3.86 | 98 | 1-1/2 | 2.48 | 63 |
| 11571-16-12 | 1 | 3/4 | 2.74 | 70 | 1-3/4 | 1.36 | 35 |
| 11571-16-16 | 1 | 1 | 4.32 | 110 | 1-3/4 | 2.55 | 65 |
| 11571-20-12 | 1-1/4 | 3/4 | 3.90 | 99 | 2 | 2.54 | 65 |
| 11571-20-16 | 1-1/4 | 1 | 3.27 | 83 | 2 | 1.58 | 40 |
| 11571-20-20 | 1-1/4 | 1-1/4 | 4.70 | 119 | 2 | 3.01 | 76 |
| 11571-20-24 | 1-1/4 | 1-1/2 | 5.41 | 137 | 2 | 3.22 | 82 |
| 11571-24-16 | 1-1/2 | 1 | 3.41 | 86,6 | 2-3/8 | 1.63 | 41,4 |
| 11571-24-20 | 1-1/2 | 1-1/4 | 3.48 | 104 | 2-3/8 | 1.36 | 61 |
| 11571-24-24 | 1-1/2 | 1-1/2 | 5.46 | 139 | 2-3/8 | 3.27 | 83 |
| 11571-24-32 | 1-1/2 | 2 | 5.65 | 144 | 2-3/8 | 3.45 | 88 |
| 11571-32-20 | 2 | 1-1/4 | 4.29 | 109,0 | 2-13/16 | 2.60 | 66,0 |
| 11571-32-24 | 2 | 1-1/2 | 4.01 | 102 | 2-13/16 | 1.82 | 46 |
| 11571-32-32 | 2 | 2 | 5.65 | 144 | 2-13/16 | 3.45 | 88 |
| 11571-40-32 | 2-1/2 | 2 | 4.51 | 115 | 3-5/16 | 2.31 | 59 |

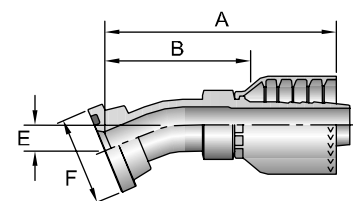


11671

SAE Code 61 Flange Head - 22-1/2° Elbow

ISO 12151-3 - E22M - L

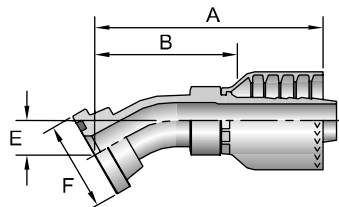
| # Part Number | Flange inch | Hose I.D. inch | A | | E | | F inch | B | |
|------------------|----------------|-------------------|------|-----|------|----|-----------|------|-----|
| | | | inch | mm | inch | mm | | inch | mm |
| 11671-12-12 | 3/4 | 3/4 | 3.90 | 99 | 0.44 | 11 | 1-1/2 | 2.54 | 65 |
| 11671-16-12 | 1 | 3/4 | 3.89 | 99 | 0.44 | 11 | 1-3/4 | 2.53 | 64 |
| 11671-16-16 | 1 | 1 | 4.26 | 108 | 0.44 | 11 | 1-3/4 | 2.67 | 68 |
| 11671-20-16 | 1-1/4 | 1 | 4.36 | 111 | 0.47 | 12 | 2 | 2.77 | 70 |
| 11671-20-20 | 1-1/4 | 1-1/4 | 4.67 | 119 | 0.50 | 13 | 2 | 3.00 | 76 |
| 11671-24-20 | 1-1/2 | 1-1/4 | 4.68 | 119 | 0.53 | 13 | 2-3/8 | 3.01 | 76 |
| 11671-24-24 | 1-1/2 | 1-1/2 | 5.88 | 149 | 0.63 | 16 | 2-3/8 | 3.69 | 94 |
| 11671-32-32 | 2 | 2 | 7.37 | 187 | 0.88 | 22 | 2-13/16 | 5.22 | 133 |



See Accessories Section for O-Rings and Flange Kits.



A



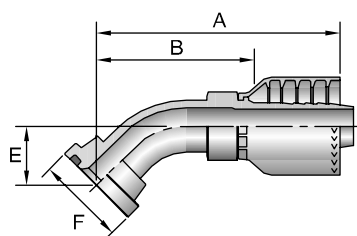
12671

SAE Code 61 Flange Head - 30° Elbow

ISO 12151-3 - E30S - L (1 Piece: ISO 12151-3 - E30M - L)

| # Part Number | Flange inch | Hose I.D. inch | A | | E | | F inch | B | |
|------------------|----------------|-------------------|------|-----|------|----|-----------|------|-----|
| | | | inch | mm | inch | mm | | inch | mm |
| 12671-12-12 | 3/4 | 3/4 | 3.90 | 99 | 0.59 | 15 | 1-1/2 | 2.52 | 64 |
| 12671-16-16 | 1 | 1 | 4.46 | 113 | 0.62 | 16 | 1-3/4 | 2.68 | 68 |
| 12671-20-16 | 1-1/4 | 1 | 4.46 | 113 | 0.62 | 16 | 2 | 2.68 | 68 |
| 12671-20-20 | 1-1/4 | 1-1/4 | 4.87 | 124 | 0.72 | 18 | 2 | 3.18 | 81 |
| 12671-24-24 | 1-1/2 | 1-1/2 | 6.01 | 153 | 0.88 | 22 | 2-3/8 | 3.82 | 97 |
| 12671-32-24 | 2 | 1-1/2 | 6.01 | 153 | 0.88 | 22 | 2-13/16 | 3.82 | 97 |
| 12671-32-32 | 2 | 2 | 7.60 | 193 | 1.25 | 32 | 2-13/16 | 5.40 | 137 |

B



11771

SAE Code 61 Flange Head - 45° Elbow

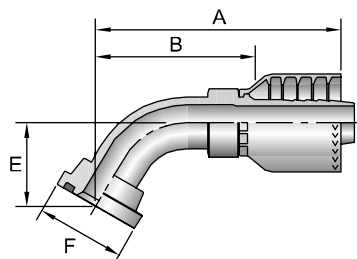
ISO 12151-3 - E45S - L (1 Piece: ISO 12151-3 - E45M - L)

| # Part Number | Flange inch | Hose I.D. inch | A | | E | | F inch | B | |
|------------------|----------------|-------------------|------|-----|------|----|-----------|------|-----|
| | | | inch | mm | inch | mm | | inch | mm |
| 11771-10-10 | 5/8 | 5/8 | 4.54 | 115 | 0.94 | 24 | 1-11/32 | 3.29 | 84 |
| 11771-12-8 | 3/4 | 1/2 | 3.27 | 83 | 0.84 | 21 | 1-1/2 | 2.07 | 53 |
| 11771-12-10 | 3/4 | 5/8 | 3.94 | 100 | 0.76 | 19 | 1-1/2 | 2.70 | 69 |
| 11771-12-12 | 3/4 | 3/4 | 3.85 | 98 | 1.02 | 26 | 1-1/2 | 2.47 | 63 |
| 11771-16-12 | 1 | 3/4 | 3.85 | 98 | 1.02 | 26 | 1-3/4 | 2.47 | 63 |
| 11771-16-16 | 1 | 1 | 4.84 | 123 | 1.26 | 32 | 1-3/4 | 3.06 | 78 |
| 11771-20-16 | 1-1/4 | 1 | 4.84 | 123 | 1.02 | 26 | 2 | 3.06 | 78 |
| 11771-20-20 | 1-1/4 | 1-1/4 | 5.61 | 142 | 1.50 | 38 | 2 | 3.92 | 100 |
| 11771-20-24 | 1-1/4 | 1-1/2 | 6.22 | 158 | 1.12 | 28 | 2 | 4.03 | 102 |
| 11771-24-20 | 1-1/2 | 1-1/4 | 5.55 | 141 | 1.50 | 38 | 2-3/8 | 3.86 | 98 |
| 11771-24-24 | 1-1/2 | 1-1/2 | 6.22 | 158 | 1.41 | 36 | 2-3/8 | 4.03 | 102 |
| 11771-32-24 | 2 | 1-1/2 | 6.19 | 157 | 1.41 | 36 | 2-13/16 | 4.00 | 102 |
| 11771-32-32 | 2 | 2 | 7.94 | 202 | 2.03 | 52 | 2-13/16 | 5.74 | 146 |
| 11771-40-32 | 2-1/2 | 2 | 7.83 | 199 | 2.03 | 52 | 3-5/16 | 5.62 | 143 |

C

D

E



12771

SAE Code 61 Flange Head - 60° Elbow

ISO 12151-3 - E60S - L (1 Piece: ISO 12151-3 - E60M - L)

| # Part Number | Flange inch | Hose I.D. inch | A | | E | | F inch | B | |
|------------------|----------------|-------------------|------|-----|------|----|-----------|------|-----|
| | | | inch | mm | inch | mm | | inch | mm |
| 12771-12-12 | 3/4 | 3/4 | 4.16 | 106 | 1.43 | 36 | 1-1/2 | 2.78 | 71 |
| 12771-16-12 | 1 | 3/4 | 4.15 | 105 | 1.39 | 35 | 1-3/4 | 2.77 | 70 |
| 12771-16-16 | 1 | 1 | 4.74 | 120 | 1.49 | 38 | 1-3/4 | 3.36 | 85 |
| 12771-20-20 | 1-1/4 | 1-1/4 | 5.10 | 130 | 1.69 | 43 | 2 | 3.41 | 87 |
| 12771-24-20 | 1-1/2 | 1-1/4 | 5.12 | 130 | 1.70 | 43 | 2-3/8 | 3.43 | 87 |
| 12771-24-24 | 1-1/2 | 1-1/2 | 6.25 | 159 | 2.03 | 52 | 2-3/8 | 4.06 | 103 |
| 12771-32-32 | 2 | 2 | 7.93 | 201 | 2.88 | 73 | 2-13/16 | 5.73 | 146 |

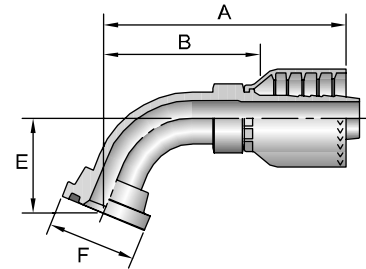
See Accessories Section for O-Rings and Flange Kits.

11871

SAE Code 61 Flange Head - 67-1/2° Elbow

ISO 12151-3 - E67S - L (1 Piece: ISO 12151-3 - E67M - L)

| # Part Number | Flange inch | Hose I.D. inch | A | | E | | F inch | B | |
|------------------|----------------|-------------------|------|-----|------|----|-----------|------|-----|
| | | | inch | mm | inch | mm | | inch | mm |
| 11871-12-12 | 3/4 | 3/4 | 4.12 | 105 | 1.62 | 41 | 1-1/2 | 2.74 | 70 |
| 11871-16-12 | 1 | 3/4 | 4.11 | 104 | 1.59 | 40 | 1-3/4 | 2.73 | 69 |
| 11871-16-16 | 1 | 1 | 4.76 | 121 | 1.75 | 44 | 1-3/4 | 2.98 | 76 |
| 11871-20-20 | 1-1/4 | 1-1/4 | 5.08 | 129 | 1.94 | 49 | 2 | 3.39 | 86 |
| 11871-24-20 | 1-1/2 | 1-1/4 | 5.07 | 129 | 1.95 | 50 | 2-3/8 | 3.38 | 86 |
| 11871-24-24 | 1-1/2 | 1-1/2 | 6.20 | 157 | 2.31 | 59 | 2-3/8 | 4.01 | 102 |
| 11871-32-24 | 2 | 1-1/2 | 6.20 | 157 | 2.31 | 59 | 2-13/16 | 4.01 | 102 |
| 11871-32-32 | 2 | 2 | 7.89 | 200 | 3.31 | 84 | 2-13/16 | 5.69 | 145 |

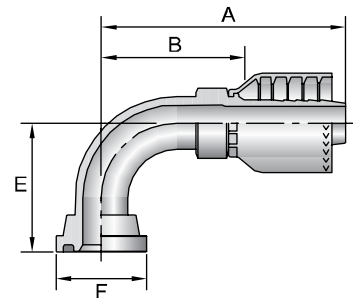


11971

SAE Code 61 Flange Head - 90° Elbow

ISO 12151-3 - E90S - L (1 Piece: ISO 12151-3 - E90M - L)

| # Part Number | Flange inch | Hose I.D. inch | A | | E | | F inch | B | |
|------------------|----------------|-------------------|------|-----|------|-----|-----------|------|-----|
| | | | inch | mm | inch | mm | | inch | mm |
| 11971-8-8 | 1/2 | 1/2 | 2.93 | 74 | 1.6 | 41 | 1-3/16 | 1.72 | 44 |
| 11971-10-10 | 5/8 | 5/8 | 3.62 | 92 | 2.10 | 53 | 1-11/32 | 2.37 | 60 |
| 11971-12-8 | 3/4 | 1/2 | 2.93 | 74 | 1.66 | 42 | 1-1/2 | 1.72 | 44 |
| 11971-12-10 | 3/4 | 5/8 | 3.62 | 92 | 2.10 | 53 | 1-1/2 | 2.37 | 60 |
| 11971-12-12 | 3/4 | 3/4 | 3.48 | 88 | 2.28 | 58 | 1-1/2 | 2.10 | 53 |
| 11971-16-12 | 1 | 3/4 | 3.52 | 89 | 2.28 | 58 | 1-3/4 | 2.14 | 54 |
| 11971-16-16 | 1 | 1 | 4.36 | 111 | 2.76 | 70 | 1-3/4 | 2.58 | 66 |
| 11971-16-20 | 1 | 1-1/4 | 4.53 | 115 | 2.39 | 61 | 1-3/4 | 2.75 | 70 |
| 11971-20-12 | 1-1/4 | 3/4 | 3.81 | 97 | 2.13 | 54 | 2 | 2.45 | 62 |
| 11971-20-16 | 1-1/4 | 1 | 4.33 | 110 | 2.76 | 70 | 2 | 2.55 | 65 |
| 11971-20-20 | 1-1/4 | 1-1/4 | 5.12 | 130 | 3.54 | 90 | 2 | 3.43 | 87 |
| 11971-20-24 | 1-1/4 | 1-1/2 | 6.33 | 161 | 3.00 | 76 | 2 | 4.14 | 105 |
| 11971-24-16 | 1-1/2 | 1 | 4.53 | 115 | 2.39 | 61 | 2-3/8 | 2.75 | 70 |
| 11971-24-20 | 1-1/2 | 1-1/4 | 5.09 | 129 | 3.54 | 90 | 2-3/8 | 3.40 | 86 |
| 11971-24-24 | 1-1/2 | 1-1/2 | 6.34 | 161 | 4.09 | 104 | 2-3/8 | 4.15 | 105 |
| 11971-32-24 | 2 | 1-1/2 | 6.98 | 148 | 4.09 | 79 | 2-13/16 | 4.36 | 93 |
| 11971-32-32 | 2 | 2 | 7.75 | 197 | 5.43 | 138 | 2-13/16 | 5.55 | 141 |
| 11971-40-32 | 2-1/2 | 2 | 7.43 | 189 | 4.5 | 114 | 3-5/16 | 5.23 | 133 |

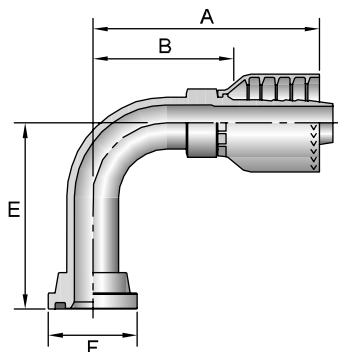


See Accessories Section for O-Rings and Flange Kits.



18971

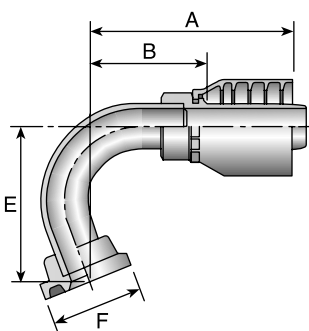
SAE Code 61 Flange Head - 90° Elbow - Long Drop



| # | Flange | Hose I.D. | A | | E | | F | B | |
|-------------|--------|-----------|------|-----|------|-----|-------|------|----|
| Part Number | inch | inch | inch | mm | inch | mm | inch | inch | mm |
| 18971-12-12 | 3/4 | 3/4 | 3.49 | 89 | 3.03 | 77 | 1-1/2 | 2.11 | 54 |
| 18971-16-16 | 1 | 1 | 4.52 | 115 | 4.60 | 117 | 1-3/4 | 2.74 | 70 |
| 18971-20-16 | 1-1/4 | 1 | 4.53 | 115 | 4.60 | 117 | 2 | 2.75 | 70 |

12U71

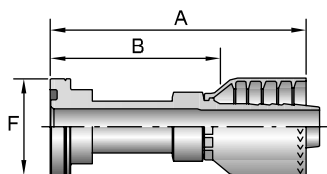
SAE Code 61 Flange Head - 110° Elbow



| # | Flange | Hose I.D. | A | | E | | F | B | |
|-------------|--------|-----------|------|-----|------|----|-------|------|----|
| Part Number | inch | inch | inch | mm | inch | mm | inch | inch | mm |
| 12U71-16-16 | 1 | 1 | 4.49 | 114 | 3.69 | 94 | 1-3/4 | 2.71 | 69 |

16A71

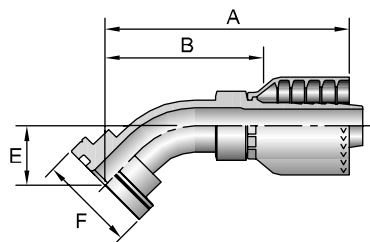
SAE Code 62 Flange Head ISO 12151-3 - S - S



| # | Flange | Hose I.D. | A | | F | B | |
|-------------|--------|-----------|------|-------|-------|------|-------|
| Part Number | inch | inch | inch | mm | inch | inch | mm |
| 16A71-12-12 | 3/4 | 3/4 | 4.31 | 109 | 1-5/8 | 2.93 | 74 |
| 16A71-16-12 | 1 | 3/4 | 3.10 | 78,7 | 1-7/8 | 1.72 | 43,7 |
| 16A71-16-16 | 1 | 1 | 4.89 | 124 | 1-7/8 | 3.11 | 79 |
| 16A71-20-16 | 1-1/4 | 1 | 3.69 | 93,7 | 2-1/8 | 1.91 | 48,5 |
| 16A71-20-20 | 1-1/4 | 1-1/4 | 5.01 | 127,3 | 2-1/8 | 3.32 | 84,3 |
| 16A71-24-24 | 1-1/2 | 1-1/2 | 6.34 | 161,0 | 2-1/2 | 4.15 | 105,4 |
| 16A71-32-32 | 2 | 2 | 7.16 | 182 | 3-1/8 | 4.96 | 126 |

16F71

SAE Code 62 Flange Head - 45° Elbow ISO 12151-3 - E45S - L (1 Piece: ISO 12151-3 - E45M - S)



| # | Flange | Hose I.D. | A | | E | | F | B | |
|-------------|--------|-----------|------|-------|------|----|-------|------|------|
| Part Number | inch | inch | inch | mm | inch | mm | inch | inch | mm |
| 16F71-12-12 | 3/4 | 3/4 | 3.82 | 97 | 1.03 | 26 | 1-5/8 | 2.44 | 62 |
| 16F71-16-16 | 1 | 1 | 4.74 | 120,3 | 1.26 | 32 | 1-7/8 | 2.96 | 75,2 |
| 16F71-20-16 | 1-1/4 | 1 | 4.61 | 117 | 1.06 | 27 | 2-1/8 | 3.02 | 77 |
| 16F71-20-20 | 1-1/4 | 1-1/4 | 5.07 | 129 | 1.19 | 30 | 2-1/8 | 3.38 | 86 |
| 16F71-24-24 | 1-1/2 | 1-1/2 | 6.21 | 158 | 1.44 | 37 | 2-1/2 | 4.02 | 102 |
| 16F71-32-32 | 2 | 2 | 7.87 | 200 | 2.05 | 52 | 3-1/8 | 5.67 | 144 |

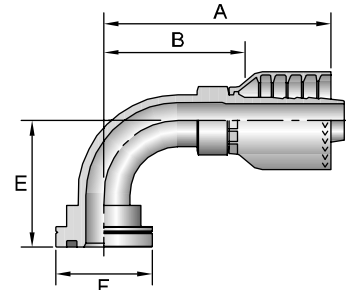
See Accessories Section for O-Rings and Flange Kits.

16N71

SAE Code 62 Flange Head - 90° Elbow

ISO 12151-3 - E90S - L (1 Piece: ISO 12151-3 - E90M - S)

| # Part Number | Flange inch | Hose I.D. inch | A | | E | | F | | B | |
|------------------|----------------|-------------------|------|-----|------|-----|-------|------|-----|--|
| | | | inch | mm | inch | mm | inch | inch | mm | |
| 16N71-12-12 | 3/4 | 3/4 | 3.51 | 89 | 2.28 | 58 | 1-5/8 | 2.13 | 54 | |
| 16N71-16-12 | 1 | 3/4 | 3.49 | 89 | 2.29 | 58 | 1-7/8 | 2.11 | 54 | |
| 16N71-16-16 | 1 | 1 | 4.36 | 111 | 2.76 | 70 | 1-7/8 | 2.58 | 66 | |
| 16N71-20-16 | 1-1/4 | 1 | 4.36 | 111 | 2.76 | 70 | 2-1/8 | 2.58 | 66 | |
| 16N71-20-20 | 1-1/4 | 1-1/4 | 5.09 | 129 | 3.54 | 90 | 2-1/8 | 3.40 | 86 | |
| 16N71-24-24 | 1-1/2 | 1-1/2 | 5.85 | 149 | 3.12 | 79 | 2-1/2 | 3.66 | 93 | |
| 16N71-32-32 | 2 | 2 | 7.73 | 196 | 4.50 | 114 | 3-1/8 | 5.53 | 140 | |



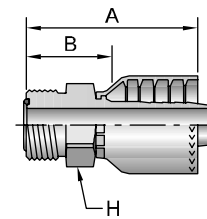
⚠ Refer to Pressure Rating of Hose End Connections chart on page E-43.

1J071

Male Seal-Lok® - Rigid - (with O-Ring)

ISO 12151-1 - S

| # Part Number | Thread inch | | Hose I.D. inch | A | | H inch | B | |
|------------------|----------------|------------|-------------------|------|-----|-----------|------|----|
| | inch | mm | | inch | mm | | inch | mm |
| 1J071-8-8 | 1/2 | 13/16x16 | 1/2 | 2.40 | 61 | 7/8 | 1.20 | 30 |
| 1J071-10-8 | 5/8 | 1x14 | 1/2 | 2.61 | 66 | 1-1/16 | 1.41 | 36 |
| 1J071-10-10 | 5/8 | 1x14 | 5/8 | 2.69 | 68 | 1-1/16 | 1.44 | 37 |
| 1J071-12-10 | 3/4 | 1-3/16x12 | 5/8 | 2.79 | 71 | 1-1/4 | 1.55 | 39 |
| 1J071-12-12 | 3/4 | 1-3/16x12 | 3/4 | 2.87 | 73 | 1-1/4 | 1.51 | 38 |
| 1J071-16-12 | 1 | 1-7/16x12 | 3/4 | 2.91 | 74 | 1-1/2 | 1.53 | 39 |
| 1J071-16-16 | 1 | 1-7/16x12 | 1 | 3.27 | 83 | 1-1/2 | 1.68 | 43 |
| 1J071-20-20 | 1-1/4 | 1-11/16x12 | 1-1/4 | 3.31 | 84 | 1-3/4 | 1.64 | 42 |
| 1J071-24-24 | 1-1/2 | 2x12 | 1-1/2 | 4.02 | 102 | 2-1/8 | 1.83 | 46 |

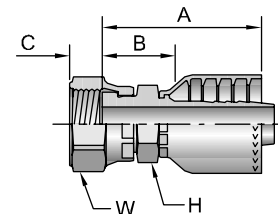


1JC71

Female Seal-Lok® - Swivel - Short

ISO 12151-1 - SWSA

| # Part Number | Thread inch | | Hose I.D. inch | A | | C | | H W | | B | |
|------------------|----------------|------------|-------------------|------|----|------|------|-------|-------|------|----|
| | inch | mm | | inch | mm | inch | inch | inch | mm | | |
| 1JC71-8-8 | 1/2 | 13/16x16 | 1/2 | 2.22 | 56 | 0.43 | 11 | 13/16 | 15/16 | 1.01 | 26 |
| 1JC71-10-10 | 5/8 | 1x14 | 5/8 | 2.40 | 61 | 0.48 | 12 | 15/16 | 1-1/8 | 1.15 | 29 |
| 1JC71-12-12 | 3/4 | 1-3/16x12 | 3/4 | 2.68 | 68 | 0.55 | 14 | 1-1/8 | 1-3/8 | 1.30 | 33 |
| 1JC71-16-16 | 1 | 1-7/16x12 | 1 | 3.22 | 82 | 0.56 | 14 | 1-3/8 | 1-5/8 | 1.44 | 37 |
| 1JC71-20-16 | 1-1/4 | 1-11/16-12 | 1 | 3.16 | 80 | 0.59 | 15 | 1-5/8 | 1-7/8 | 1.38 | 35 |



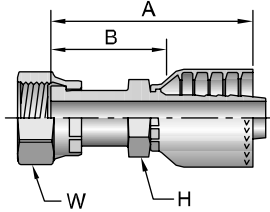
When measuring overall length to end of nut, B+C dimensions must be used to calculate cut-off allowance.

See Accessories Section for O-Rings and Flange Kits.

1JS71

Female Seal-Lok® - Swivel - Long

ISO 12151-1 - SWSB

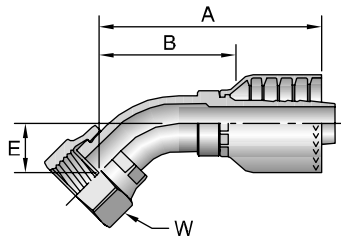


| # Part Number | Thread | | Hose I.D. inch | A | | H inch | W inch | B | |
|------------------|--------|------------|-------------------|------|-------|-----------|-----------|------|------|
| | inch | inch | | inch | mm | | | inch | mm |
| 1JS71-6-6 | 3/8 | 11/16x16 | 3/8 | 2.80 | 58 | 11/16 | 13/16 | 1.38 | 35 |
| 1JS71-6-8 | 3/8 | 11/16x16 | 1/2 | 2.50 | 64 | 13/16 | 13/16 | 1.29 | 33 |
| 1JS71-8-8 | 1/2 | 13/16x16 | 1/2 | 2.64 | 67 | 13/16 | 15/16 | 1.44 | 37 |
| 1JS71-10-8 | 5/8 | 1x14 | 1/2 | 2.89 | 23 | 13/16 | 1-1/8 | 1.69 | 43 |
| 1JS71-10-10 | 5/8 | 1x14 | 5/8 | 3.00 | 76 | 15/16 | 1-1/8 | 1.75 | 44 |
| 1JS71-10-12 | 5/8 | 1x14 | 3/4 | 3.08 | 78 | 1-1/16 | 1-1/8 | 1.70 | 43 |
| 1JS71-12-10 | 3/4 | 1-3/16x12 | 5/8 | 3.10 | 79 | 1-1/8 | 1-3/8 | 1.85 | 47 |
| 1JS71-12-12 | 3/4 | 1-3/16x12 | 3/4 | 3.31 | 84 | 1-1/16 | 1-3/8 | 1.93 | 49 |
| 1JS71-16-12 | 1 | 1-7/16x12 | 3/4 | 3.37 | 86 | 1-5/16 | 1-5/8 | 1.99 | 51 |
| 1JS71-16-16 | 1 | 1-7/16x12 | 1 | 3.70 | 94 | 1-5/16 | 1-5/8 | 1.92 | 49 |
| 1JS71-20-16 | 1-1/4 | 1-11/16x12 | 1 | 3.64 | 92 | 1-3/4 | 1-7/8 | 1.94 | 49 |
| 1JS71-20-20 | 1-1/4 | 1-11/16x12 | 1-1/4 | 3.77 | 96 | 1-3/4 | 1-7/8 | 2.08 | 53 |
| 1JS71-24-24 | 1-1/2 | 2x12 | 1-1/2 | 4.51 | 114,6 | 2 | 2-1/4 | 2.32 | 58,9 |

1J771

Female Seal-Lok® - Swivel - 45° Elbow

ISO 12151-1 - SWE45



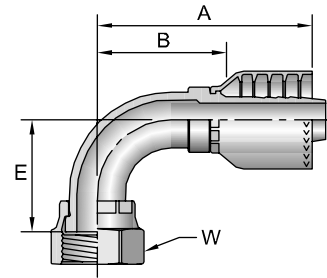
| # Part Number | Thread | | Hose I.D. inch | A | | E | | W inch | B | |
|------------------|--------|------------|-------------------|------|-----|------|----|-----------|------|----|
| | inch | inch | | inch | mm | inch | mm | | inch | mm |
| 1J771-6-6 | 3/8 | 11/16x16 | 3/8 | 2.34 | 59 | 0.43 | 11 | 13/16 | 1.44 | 37 |
| 1J771-8-8 | 1/2 | 13/16x16 | 1/2 | 2.83 | 72 | 0.59 | 15 | 15/16 | 1.62 | 41 |
| 1J771-10-8 | 5/8 | 1x14 | 1/2 | 2.93 | 74 | 0.63 | 16 | 1-1/8 | 1.72 | 44 |
| 1J771-10-10 | 5/8 | 1x14 | 5/8 | 3.08 | 78 | 0.63 | 16 | 1-1/8 | 1.83 | 46 |
| 1J771-12-12 | 3/4 | 1-3/16x12 | 3/4 | 3.63 | 92 | 0.83 | 21 | 1-3/8 | 2.25 | 57 |
| 1J771-16-16 | 1 | 1-7/16x12 | 1 | 4.46 | 113 | 0.94 | 24 | 1-5/8 | 2.68 | 68 |
| 1J771-20-20 | 1-1/4 | 1-11/16x12 | 1-1/4 | 4.75 | 121 | 1.00 | 25 | 1-7/8 | 3.08 | 78 |
| 1J771-24-24 | 1-1/2 | 2x12 | 1-1/2 | 5.43 | 138 | 1.07 | 27 | 2-1/4 | 3.23 | 82 |

See Accessories Section for O-Rings.

1J971

Female Seal-Lok® - Swivel - 90° Elbow - Short Drop
ISO 12151-1 - SWES90

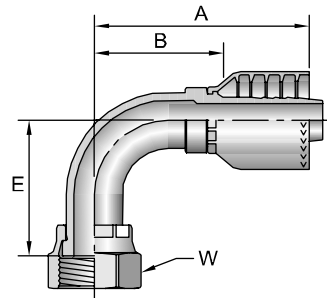
| # Part Number | Thread | | Hose I.D. inch | A | | E | | W inch | B | |
|------------------|--------|------------|-------------------|------|-----|------|----|-----------|------|-----|
| | inch | | | inch | mm | inch | mm | | inch | mm |
| 1J971-6-6 | 3/8 | 11/16x16 | 3/8 | 2.21 | 56 | 0.91 | 23 | 13/16 | 1.31 | 33 |
| 1J971-8-8 | 1/2 | 13/16x16 | 1/2 | 2.59 | 66 | 1.14 | 29 | 15/16 | 1.38 | 35 |
| 1J971-10-8 | 5/8 | 1x14 | 1/2 | 2.74 | 70 | 1.26 | 32 | 1-1/8 | 1.53 | 39 |
| 1J971-10-10 | 5/8 | 1x14 | 5/8 | 2.88 | 73 | 1.26 | 32 | 1-1/8 | 1.63 | 41 |
| 1J971-10-12 | 5/8 | 1x14 | 3/4 | 3.07 | 78 | 1.27 | 32 | 1-1/8 | 1.70 | 43 |
| 1J971-12-10 | 3/4 | 1-3/16x12 | 5/8 | 3.40 | 86 | 1.89 | 48 | 1-3/8 | 2.15 | 55 |
| 1J971-12-12 | 3/4 | 1-3/16x12 | 3/4 | 3.49 | 89 | 1.89 | 48 | 1-3/8 | 2.11 | 54 |
| 1J971-16-16 | 1 | 1-7/16x12 | 1 | 4.36 | 111 | 2.20 | 56 | 1-5/8 | 2.58 | 66 |
| 1J971-20-20 | 1-1/4 | 1-11/16x12 | 1-1/4 | 4.86 | 123 | 2.51 | 64 | 1-7/8 | 3.19 | 81 |
| 1J971-24-24 | 1-1/2 | 2x12 | 1-1/2 | 6.22 | 158 | 2.68 | 68 | 2-1/4 | 4.03 | 102 |



1J571

Female Seal-Lok® - Swivel - 90° Elbow - Medium Drop
ISO 12151-1 - SWEM90

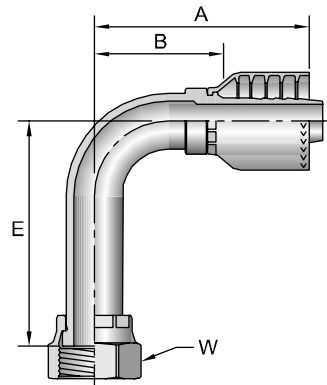
| # Part Number | Thread | | Hose I.D. inch | A | | E | | W inch | B | |
|------------------|--------|-----------|-------------------|------|----|------|----|-----------|------|----|
| | inch | | | inch | mm | inch | mm | | inch | mm |
| 1J571-8-8 | 1/2 | 13/16x16 | 1/2 | 2.59 | 66 | 1.61 | 41 | 15/16 | 1.38 | 35 |
| 1J571-10-10 | 5/8 | 1x14 | 5/8 | 2.88 | 73 | 1.85 | 47 | 1-1/8 | 1.63 | 41 |
| 1J571-12-12 | 3/4 | 1-3/16x12 | 3/4 | 3.49 | 89 | 2.28 | 58 | 1-3/8 | 2.11 | 54 |



1J171

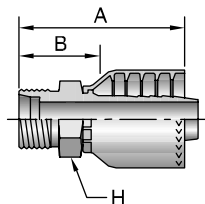
Female Seal-Lok® - Swivel - 90° Elbow - Long Drop
ISO 12151-1 - SWEL90

| # Part Number | Thread | | Hose I.D. inch | A | | E | | W inch | B | |
|------------------|--------|------------|-------------------|------|-----|------|-----|-----------|------|----|
| | inch | | | inch | mm | inch | mm | | inch | mm |
| 1J171-6-6 | 3/8 | 11/16x16 | 3/8 | 2.39 | 61 | 2.13 | 54 | 13/16 | 1.49 | 38 |
| 1J171-8-8 | 1/2 | 13/16x16 | 1/2 | 2.59 | 66 | 2.52 | 64 | 15/16 | 1.38 | 35 |
| 1J171-10-10 | 5/8 | 1x14 | 5/8 | 2.88 | 73 | 2.76 | 70 | 1-1/8 | 1.63 | 41 |
| 1J171-12-12 | 3/4 | 1-3/16x12 | 3/4 | 3.49 | 89 | 3.78 | 96 | 1-3/8 | 2.11 | 54 |
| 1J171-16-12 | 1 | 1-7/16x12 | 3/4 | 4.07 | 103 | 4.50 | 114 | 1-5/8 | 2.69 | 68 |
| 1J171-16-16 | 1 | 1-7/16x12 | 1 | 4.36 | 111 | 4.49 | 114 | 1-5/8 | 2.58 | 66 |
| 1J171-20-20 | 1-1/4 | 1-11/16x12 | 1-1/4 | 4.88 | 124 | 5.09 | 129 | 1-7/8 | 3.19 | 81 |
| 1J171-24-24 | 1-1/2 | 2x12 | 1-1/2 | 5.83 | 148 | 5.54 | 141 | 2-1/4 | 3.64 | 92 |



See Accessories Section for O-Rings.

A



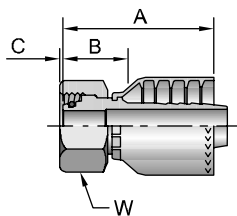
1D271

Male Metric S - Rigid - (24° Cone)

ISO 12151-2

| # Part Number | Thread | | Hose I.D. | | A | | H | | B | |
|------------------|--------|-------|-----------|------|----|----|------|------|----|--|
| | mm | mm | inch | inch | mm | mm | mm | inch | mm | |
| 1D271-25-12 | 25 | M36x2 | 3/4 | 2.90 | 74 | 36 | 1.52 | 39 | | |
| 1D271-30-16 | 30 | M42x2 | 1 | 3.45 | 88 | 46 | 1.67 | 42 | | |

B



1C971

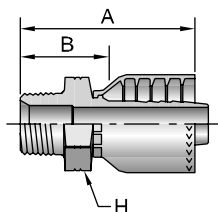
Female Metric S - Swivel - (24° Cone with O-Ring)

ISO 12151-2 - SWS - S

| # Part Number | Thread | | Hose I.D. | | A | | C | | W | | B | |
|------------------|--------|---------|-----------|------|----|------|------|----|------|------|----|--|
| | mm | mm | inch | inch | mm | mm | inch | mm | mm | inch | mm | |
| 1C971-12-6 | 12 | M20x1,5 | 3/8 | 2.05 | 52 | 0.03 | 1 | 24 | 0.87 | 22 | | |
| 1C971-16-8 | 16 | M24x1,5 | 1/2 | 2.33 | 59 | 0.09 | 2 | 30 | 0.94 | 24 | | |
| 1C971-20-10 | 20 | M30x2 | 5/8 | 2.60 | 66 | 0.05 | 1 | 36 | 1.06 | 27 | | |
| 1C971-25-12 | 25 | M36x2 | 3/4 | 2.68 | 68 | 0.10 | 3 | 46 | 1.10 | 28 | | |
| 1C971-30-16 | 30 | M42x2 | 1 | 3.07 | 78 | 0.19 | 5 | 50 | 1.30 | 33 | | |
| 1C971-38-20 | 38 | M52x2 | 1-1/4 | 3.15 | 80 | 0.23 | 6 | 60 | 1.30 | 33 | | |

When measuring overall length to end of nut, B+C dimensions must be used to calculate cut-off allowance.

C



1UT71

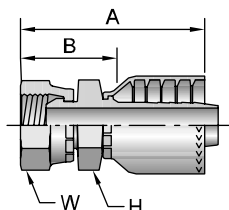
Male BSP Taper Pipe - Rigid - (60° Cone)

| # Part Number | Hose I.D. | | A | | H | | B | |
|------------------|-----------|------|----|----|------|------|----|--|
| | inch | inch | mm | mm | mm | inch | mm | |
| 1UT71-8-8 | 1/2 | 2.66 | 68 | 27 | 1.46 | 37 | | |
| 1UT71-12-12 | 3/4 | 2.95 | 75 | 36 | 1.59 | 40 | | |

D

1GU71

Female BSP Parallel Pipe - Swivel - (60° Cone)



| # Part Number | Thread | | Hose I.D. | | A | | H | | W | | B | |
|------------------|--------|----------|-----------|------|-----|----|----|------|----|------|----|--|
| | inch | inch | inch | inch | mm | mm | mm | mm | mm | inch | mm | |
| 1GU71-6-6 | 3/8 | 3/8x19 | 3/8 | 2.45 | 62 | 22 | 22 | 1.55 | 39 | | | |
| 1GU71-8-8 | 1/2 | 1/2x14 | 1/2 | 2.81 | 71 | 27 | 27 | 1.61 | 41 | | | |
| 1GU71-12-12 | 3/4 | 3/4x14 | 3/4 | 3.24 | 82 | 36 | 36 | 1.86 | 47 | | | |
| 1GU71-16-16 | 1 | 1x11 | 1 | 3.82 | 97 | 41 | 41 | 2.04 | 52 | | | |
| 1GU71-20-20 | 1-1/4 | 1-1/4x11 | 1-1/4 | 4.07 | 103 | 50 | 50 | 2.38 | 60 | | | |
| 1GU71-24-24 | 1-1/2 | 1-1/2x11 | 1-1/2 | 4.81 | 122 | 60 | 60 | 2.62 | 67 | | | |
| 1GU71-32-32 | 2 | 2x11 | 2 | 5.17 | 131 | 70 | 70 | 2.97 | 75 | | | |

E

Metric S: Mates with EO "S" Series Fittings.

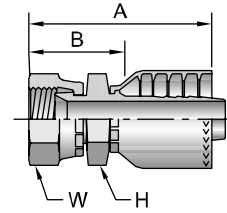
^^ Must be assembled with Die Part No. 83C-D20H in a Superkrimp or Parkrimp 2.

See Accessories Section for O-Rings and Flange Kits.

1FU71

Female BSP Parallel Pipe - Swivel - (30° Flare)

| # Part Number | Thread inch | Hose I.D. inch | A | | H mm | W mm | B | |
|------------------|----------------|-------------------|------|-----|---------|---------|------|----|
| | | | inch | mm | | | inch | mm |
| 1FU71-6-6 | 3/8x19 | 3/8 | 2.39 | 61 | 24 | 22 | 1.50 | 38 |
| 1FU71-8-8 | 1/2x14 | 1/2 | 2.71 | 69 | 27 | 27 | 1.51 | 38 |
| 1FU71-12-12 | 3/4x14 | 3/4 | 3.10 | 79 | 36 | 36 | 1.74 | 44 |
| 1FU71-16-16 | 1x11 | 1 | 3.52 | 89 | 41 | 41 | 1.93 | 49 |
| 1FU71-20-20 | 1-1/4x11 | 1-1/4 | 3.87 | 98 | 50 | 50 | 2.20 | 56 |
| 1FU71-24-24 | 1-1/2x11 | 1-1/2 | 4.66 | 118 | 60 | 60 | 2.53 | 64 |

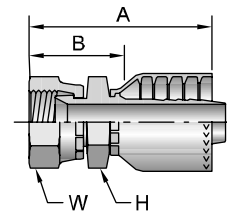


1MU71

Female Metric - Swivel - (30° Flare)

| # Part Number | Thread inch | Hose I.D. inch | A | | H mm | W mm | B | |
|------------------|----------------|-------------------|------|----|---------|---------|------|----|
| | | | inch | mm | | | inch | mm |
| 1MU71-6-6 | M18x1,5 | 3/8 | 2.45 | 62 | 24 | 24 | 1.56 | 40 |
| 1MU71-8-8 | M22x1,5 | 1/2 | 2.83 | 72 | 27 | 27 | 1.45 | 37 |

Japanese Fittings - Female Swivel 30° Flare with Metric Threads. All 30° flared fitting sizes are available by combining 1MU71 fittings in sizes up to 1/2 with 1XU71 fittings in sizes 5/8 inch and larger.

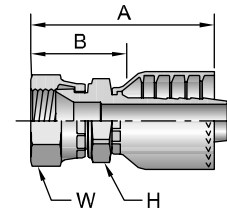


1XU71

Female Metric - Swivel - (30° Flare)

| # Part Number | Thread inch | Hose I.D. inch | A | | H mm | W mm | B | |
|------------------|----------------|-------------------|------|-----|---------|---------|------|----|
| | | | inch | mm | | | inch | mm |
| 1XU71-10-10 | M24x1,5 | 5/8 | 3.16 | 80 | 30 | 32 | 1.91 | 49 |
| 1XU71-12-12 | M30x1,5 | 3/4 | 3.40 | 86 | 32 | 36 | 2.02 | 51 |
| 1XU71-16-16 | M33x1,5 | 1 | 4.11 | 104 | 36 | 41 | 2.33 | 59 |
| 1XU71-20-20 | M36x1,5 | 1-1/2 | 4.19 | 106 | 46 | 46 | 2.50 | 64 |
| 1XU71-24-24 | M42x1,5 | 1-1/2 | 5.00 | 127 | 50 | 55 | 2.80 | 71 |

Japanese Fittings - Female Swivel 30° Flare with Metric Threads. All 30° flared fitting sizes are available by combining 1MU71 fittings in sizes up to 1/2 with 1XU71 fittings in sizes 5/8 inch and larger.



A

B

C

D

E

A

B

C

D

E