

P A V C

ITEM	PART NUMBER	QTY	DESCRIPTION
1	MA745761	1	SHAFT SEAL
2	MA785396	2	PIN - PORT PLATE
3			
4	MC786174	1	SWASH PLATE
5	MB766094	1	TRUNNION PIN
6	39X10	2	DRIVE SCREW
7	MB800511	1	NAME PLATE
8	MB786170	1	SERVO PISTON
9	MB786886	1	SLIPPER RETAINER
10	MB785767	1	BALL SEAT
11	MA786379	1	SPRING-BARREL
12	MA786380	1	SPRING-SERVO
13	98X16	1	BALL
14	MB787060	1	PLUG-SERVO ASSY
15	MB787061	2	TRUNNION CAP ASSY
16			
17	MB787056	1	SPOOL & SLEEVE ASSY
18	MA786946	1	AIRBLEED ASSY
19	MA786116	1	RETAINER-SPRING
20	MA786113	1	SPRING-MOD.
21	2022-9	1	O-RING
22	2047-9	1	O-RING
23	102X1	1	PLUG
24	108X4	1	PLUG
25	MA786280	1	RETAINER
26	MB786887	1	BARREL BUSHING
27			
28	56X317	1	SNAP RING
29	56X327	1	SNAP RING
30	56X318	1	SNAP RING
31			
32			
33			

ITEM	PART NUMBER	QTY	DESCRIPTION	
OMIT	34	MB786411	5	PISTON ASSEMBLY
W	34	MB786787	5	PISTON ASSEMBLY
	35	MD785394	1	BARREL
OMIT	34	MB786262	5	PISTON ASSEMBLY
W	34	MB786788	5	PISTON ASSEMBLY
	35	MD786310	1	BARREL

ITEM	PART NUMBER	QTY	DESCRIPTION	
OMIT	38	MB787057	1	SHAFT-LONG-IPC ASSY
	39	22X19	1	KEY-SQUARE
B	38	MB787059	1	SHAFT-SPLINE-ASSY
S	38	MB787058	1	SHAFT-SHORT-ASSY
	39	21X12	1	KEY-WOODRUFF
OMIT	38	MA787601	1	SHAFT-LONG-ASSY
	39	22X19	1	KEY-SQUARE
B	38	MA787602	1	SHAFT-SPLINE-ASSY
S	38	MA787603	1	SHAFT-SHORT-ASSY
	39	21X12	1	KEY-WOODRUFF
	59	MA786369	1	NEEDLE BEARING
	60	MA786373	1	IDLER SHAFT

ITEM	PART NUMBER	QTY	DESCRIPTION	
OMIT	42	MD786514	1	TRUNNION HSG.
	43	10X295	4	CAP SCREW
2	42	MD786824	1	TRUNNION HSG.
	43	10X299	4	CAP SCREW
	46	12X275	2	SCREW HEX HEAD
	47	36X10	2	LOCKWASHER
	48	MA735125	1	FLANGE
	49	2222-7	1	O-RING

ITEM	PART NUMBER	QTY	DESCRIPTION	
OMIT	55	108X6	1	PLUG
2	56	MA787054	1	MAX. VOL. STOP"VAR. 2"ASSY
5	56	MA787055	1	MAX. VOL. STOP"VAR. 5"ASSY

OMIT USE NITRILE SEALS

ITEM	PART NUMBER
24	PAVC33
14	PAVC38

ITEM	PART NUMBER	QTY	DESCRIPTION	
R	40	MC786427	1	PORT PLATE, CW
	41	MD787199	1	HOUSING-R. H.
L	40	MC786428	1	PORT PLATE, CCW
	41	MD787571	1	HOUSING-L. H.

ITEM	PART NUMBER	QTY	DESCRIPTION	
OMIT	50	MA786949	1	NON-ADJ. DIFF. ASSY
4	52	MA786950	1	ADJ. DIFF. ASSY

ITEM	PART NUMBER	DESCRIPTION
70	MA786952	PRESS COMP. ASSY
71	MA786953	TORQUE PLUG ASSY
72	MA786951	TORQUE CONTROL ASSY
73	MB786956	SERVO CONTROL ASSY
23	102X1	PIPE PLUG
24	108X4	STRAIGHT PLUG
76	MA800599	ORIFICE PLUG
77	MA786635	ORIFICE FITTING

ITEM	PART NUMBER	DESCRIPTION
OMIT		
A		
C		
H		
M		
ME		
S		
SE		
AM		
CM		
HM		
W		

REFER TO SECTION X - X  
& SECTION Y - Y  
(SHEET 4 OF 4)  
FOR LOCATION & COMBINATION  
OF ABOVE COMPONENTS

NOTES:  
① O-RING COMPOUND DESIGNATION.

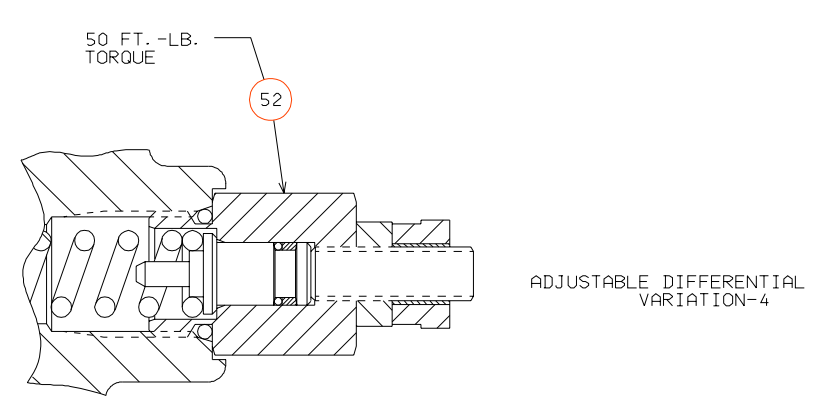
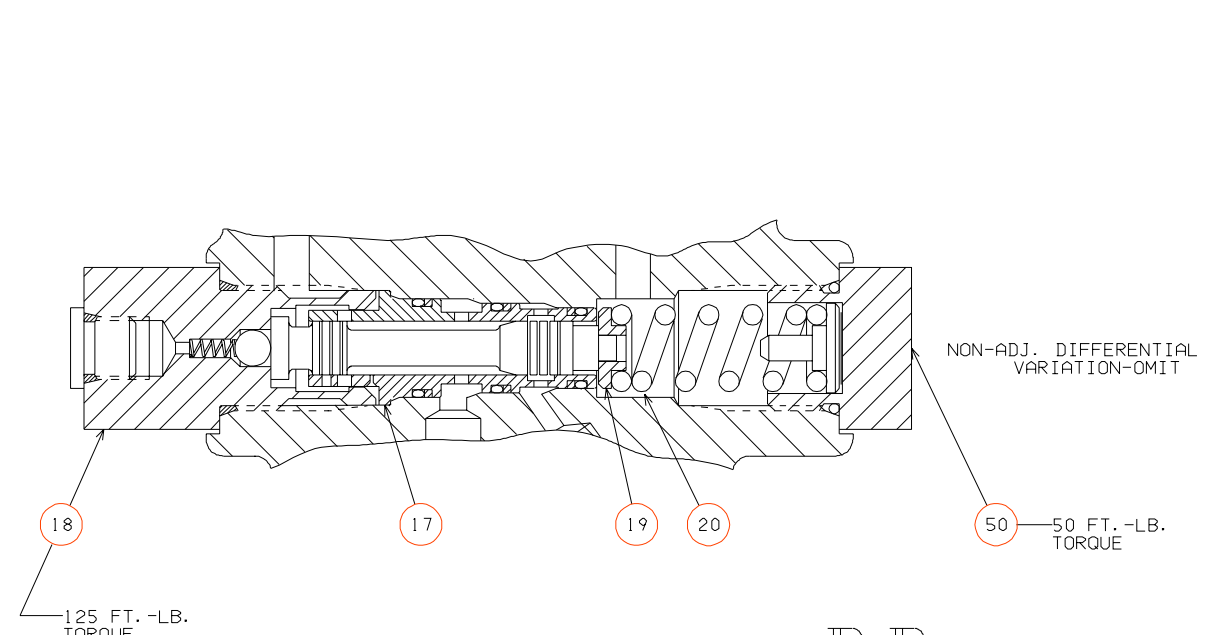
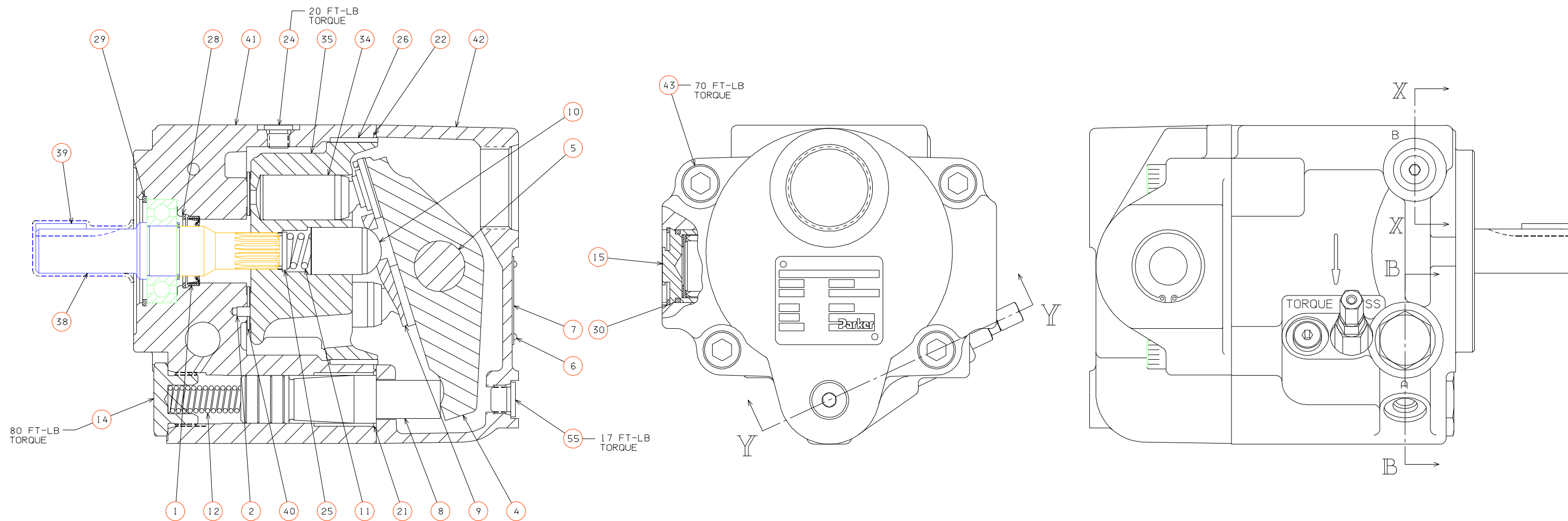
REV	ECR NO	REVISION	CHG BY	DATE
C	130533	ADD BALL PICTORIALY	LCB	8/18/95
B	130274	787061 WAS 786061	LCB	11/8/94
A	128822	SEE ECN	LCB	12/20/90
-	128711	RELEASE TO PR	LCB	8/2/90

DRAWN BY:	DATE:	8/1/90
L. BASS	DATE:	
APP'D BY:	DATE:	

SCALE: -

**Parker** FLUIDPOWER PUMP DIVISION

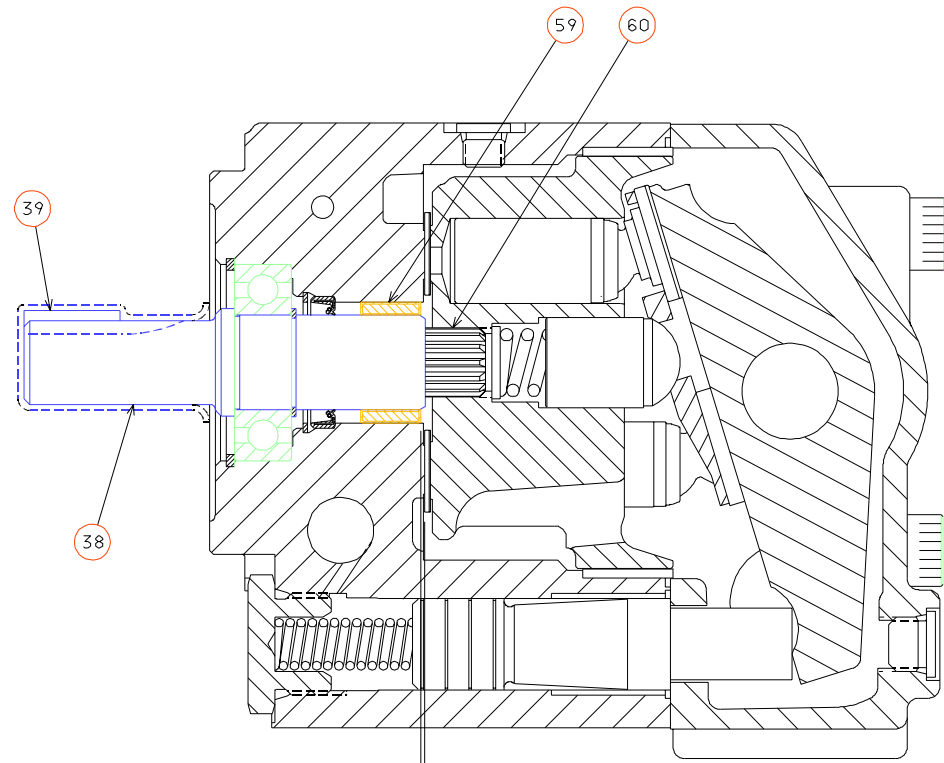
HEAT TREAT:	SUPERSEDES:	PART MUST CONFORM TO ENGR. STD'S: ES-M 1000	TITLE:
	SUPERSEDED BY:	DIMENSIONS ARE IN INCHES TOL. ON DEC. DIM'S, UNLESS OTHERWISE SPECIFIED:	SERVICE PARTS - PAVC33 & 38
FINISH:	MATERIAL:	1 PLACE (.0) ± .060 2 PLACE (.00) ± .030 3 PLACE (.000) ± .010 ANGLES ± 2°	SHEET 1 OF 4
			DRAWING NO. MD787597
			REV. C
			STATUS PR



SECTION B-B  
SCALE: 1.5

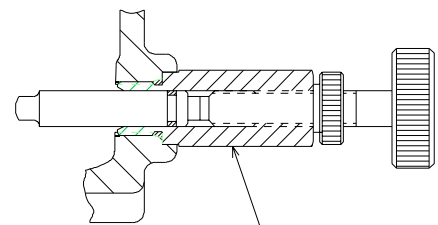
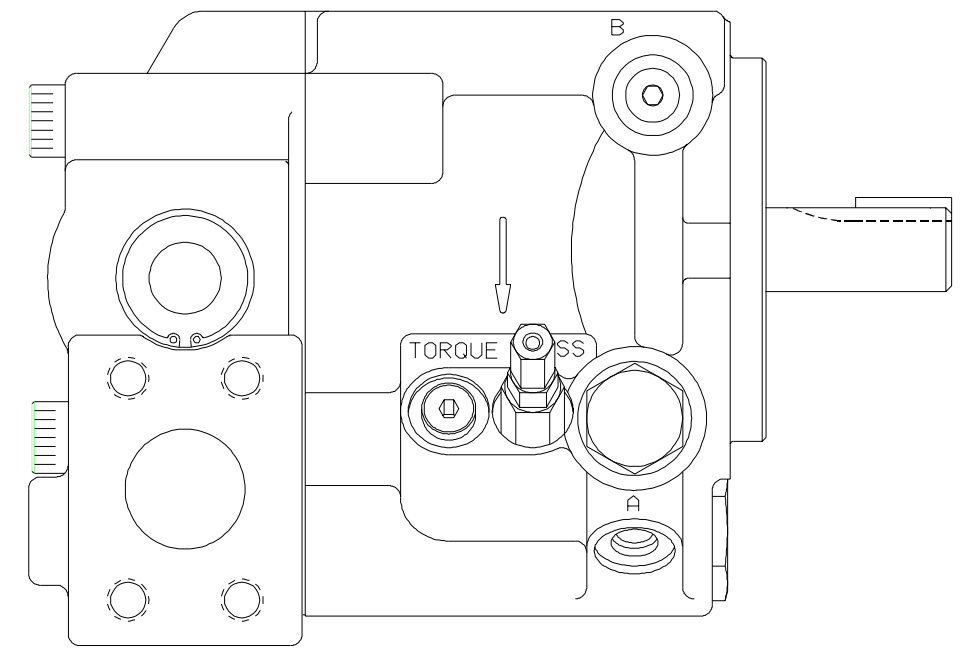
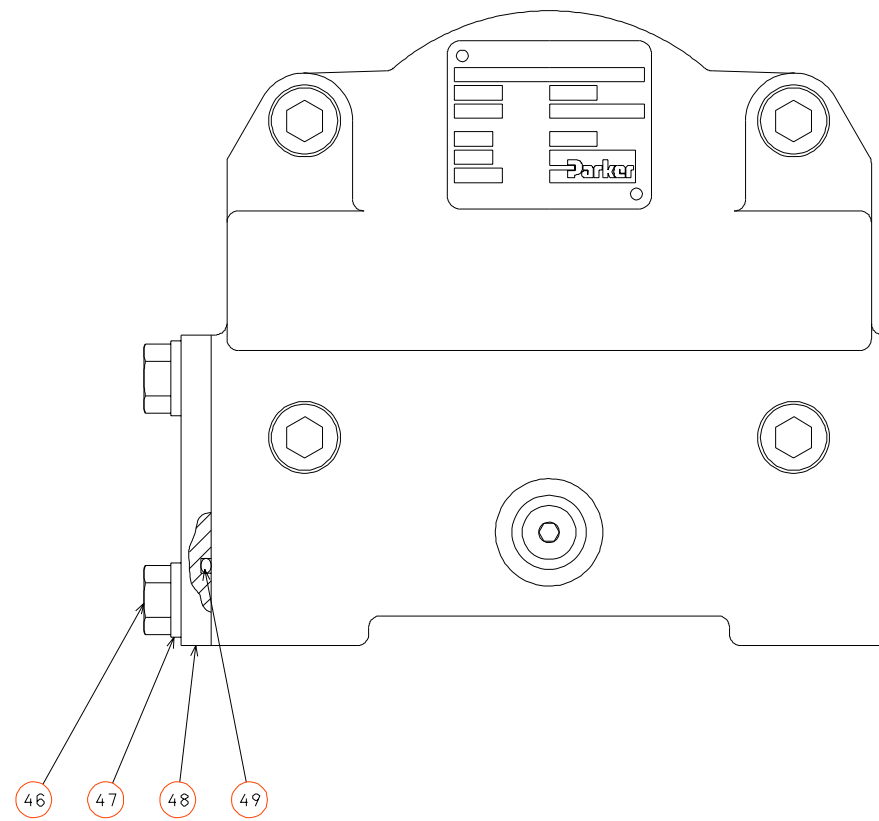
SEE SHEET 1			
REV	ECR NO	REVISION	CHG BY DATE
DRAWN BY: L. BASS	DATE: 8/2/90	FLUIDPOWER PUMP DIVISION	
APP'D BY:	DATE:		
SCALE: FULL		TITLE: SERVICE PARTS - PAVC33/38	
SHEET 2 OF 4		DRAWING NO. MD787597	REV. C STATUS PR

HEAT TREAT:	SUPERSEDES:	PART MUST CONFORM TO ENGR. STD'S: ES-M 1000 DIMENSIONS ARE IN INCHES TOL. ON DEC. DIM'S, UNLESS OTHERWISE SPECIFIED:
FINISH:	MATERIAL:	
		1 PLACE (.0) ± .060 2 PLACE (.00) ± .030 3 PLACE (.000) ± .010 ANGLES ± 2°



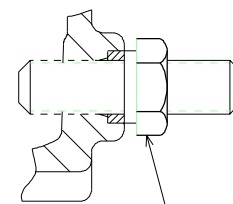
DUAL SHAFT BEARING CONFIGURATION SHOWN (OPTION 9)

.040  
.060  
A  
INSTALLED DEPTH OF NEEDLE BEARING, ITEM #59 BELOW PORT PLATE FACE OF HOUSING



MAXIMUM VOLUME STOP WITH O-RING SEAL VARIATION-5

57  
17 FT.-LB. TORQUE

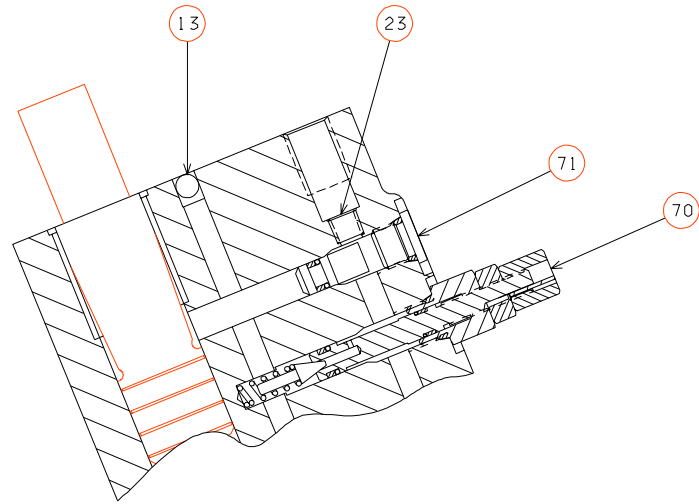


MAXIMUM VOLUME STOP VARIATION-2

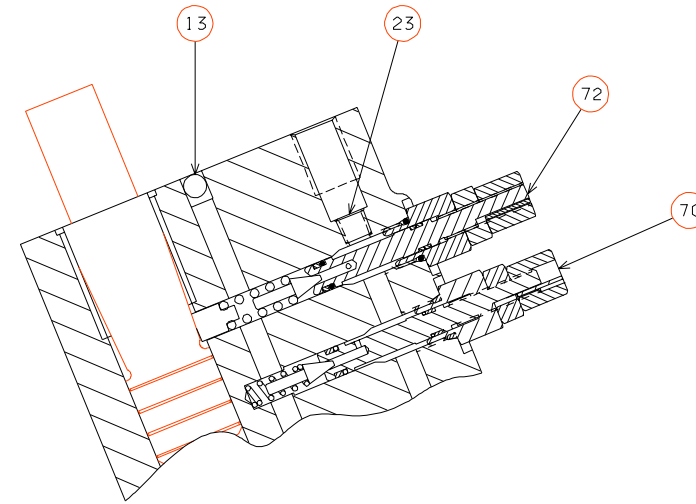
56  
30 FT.-LB. TORQUE

HEAT TREAT:	SUPERSEDES:	PART MUST CONFORM TO ENGR. STD'S: ES-M 1000
	SUPERSEDED BY:	DIMENSIONS ARE IN INCHES TOL. ON DEC. DIM'S, UNLESS OTHERWISE SPECIFIED:
FINISH:	MATERIAL:	1 PLACE (.0) ± .060 2 PLACE (.00) ± .030 3 PLACE (.000) ± .010 ANGLES ± 2°

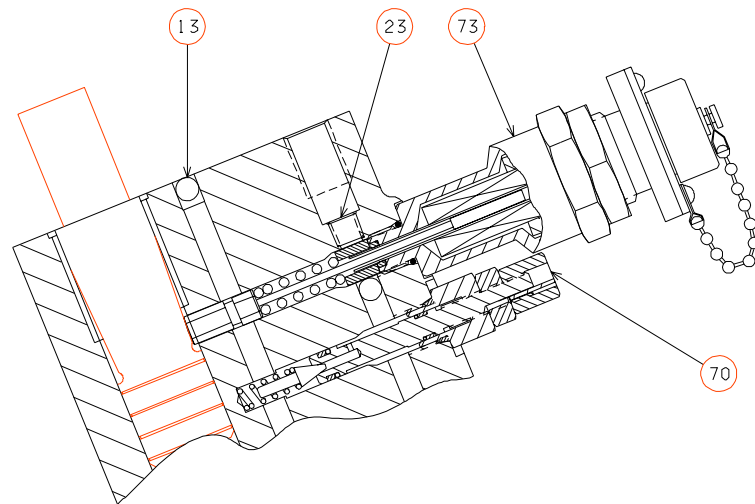
SEE SHEET 1			
REV	ECR NO	REVISION	CHG BY DATE
DRAWN BY: L. BASS	DATE: 8/2/90	FLUIDPOWER PUMP DIVISION	
APP'D BY:	DATE:		
SCALE: FULL		TITLE: SERVICE PARTS - PAVC33/38	
SHEET 3 OF 4		DRAWING NO. MD787597	REV. C STATUS PR



CONTROL OPTION OMIT, A, M, ME, AM & W  
SECTION Y-Y

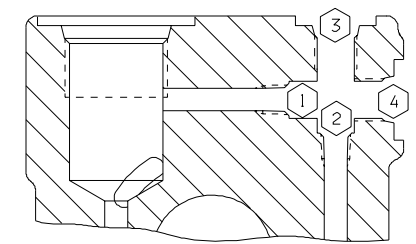


CONTROL OPTION C, H, CM & HM  
SECTION Y-Y



CONTROL OPTION S & SE  
SECTION Y-Y

CONTROL OPTION	POSITION			
	1	2	3	4
OMIT	OPEN	800599	108X4	108X4
A	102X1	800599	OPEN	108X4
C	102X1	800599	OPEN	108X4
H	OPEN	800599	108X4	108X4
M	800599	OPEN	OPEN	108X4
ME	102X1	800599	OPEN	108X4
S	800599	OPEN	OPEN	108X4
SE	102X1	800599	OPEN	108X4
AM	102X1	800599	786635	OPEN
CM	102X1	800599	786635	OPEN
HM	800599	OPEN	OPEN	108X4



SECTION X-X

HEAT TREAT:		SUPERSEDES:		PART MUST CONFORM TO ENGR. STD'S: ES-M 1000		TITLE:	
FINISH:		MATERIAL:		DIMENSIONS ARE IN INCHES TOL. ON DEC. DIM'S, UNLESS OTHERWISE SPECIFIED:		SERVICE PARTS - PAVC33/38	
				1 PLACE (.0) ± .060		DRAWING NO.	
				2 PLACE (.00) ± .030		MD787597	
				3 PLACE (.000) ± .010		REV. STATUS	
				ANGLES ± 2°		C PR	

REV		ECR NO		REVISION		CHG BY		DATE	
DRAWN BY:		DATE:		REVISION		CHG BY		DATE	
L. BASS		8/2/90							
APP'D BY:		DATE:							
SCALE:		FULL							

