

## Datasheet - BNS 16-12ZLR

Safety sensors / BNS 16



- thermoplastic enclosure
- Suitable for food processing industry
- Concealed mounting possible
- 52 mm x 90 mm x 32 mm
- Long life
- Insensitive to transverse misalignment
- no mechanical wear
- Insensitive to soiling
- 3 cable entries M 20 x 1.5
- Wiring compartment

(Minor differences between the printed image and the original product may exist!)

### Ordering details

Product type description	BNS 16-12ZLR
Article number	101181522
EAN code	4030661316420

### Approval


Approval



### Classification

Standards	EN ISO 13849-1
B <sub>10d</sub> Opener/Normally open contact (NC/NO)	25.000.000
- notice	at max. 20% contact load
Mission time	20 Years
notice	$MTTF_d = \frac{B_{10d}}{0,1 \times n_{op}}$ $n_{op} = \frac{d_{op} \times h_{cp} \times 3600 \text{ s/h}}{t_{cycle}}$

### Global Properties

Product name	BNS 16
Standards	IEC 60947-5-3, BG-GS-ET-14
Compliance with the Directives (Y/N) 	Yes
Materials	
- Material of the housings	Plastic, glass-fibre reinforced thermoplastic
Weight	140 g
Coding available (Y/N)	Yes
Monitoring function of downstream devices (Y/N)	No
Prerequisite evaluation unit	Yes
Recommended safety-monitoring module	AES 1135, AES 1136, AES 1165, AES 1166, AES 1165-2250, AES 1185, AES 1235, AES 1236, AES 1265, AES 1266, AES 1337, AES 2135, AES 2136, AES 2335, AES 2336, AES 2535, AES 2536, AES 2365, AES 2366, AES 2565, AES 2566, AES 2285, AES 3075, SRB 202C., SRB 400C.
Recommended actuator	BPS 16
Actuating magnet	2 x BPS 16

### Mechanical data

---

Design of electrical connection	Screw connection
Cable section	
- Min. Cable section	0,25 mm <sup>2</sup>
- Max. Cable section	1.5 mm <sup>2</sup>
AWG-Number	
mechanical installation conditions	not flush
Active area	left-hand side and right-hand side
Ensured switch distance ON	8 mm
Ensured switch distance OFF	18 mm
Type of actuation	Magnet
Direction of motion	head-on with regard to the active surface
restistance to shock	30 g / 11 ms
Resistance to vibration	10 ... 55 Hz, Amplitude 1 mm

### Ambient conditions

---

Ambient temperature	
- Min. environmental temperature	-25 °C
- Max. environmental temperature	+70 °C
Storage and transport temperature	
- Min. Storage and transport temperature	-25 °C
- Max. Storage and transport temperature	+70 °C
Protection class	IP67

### Electrical data

---

Integrated Safety monitoring module available (Y/N)	No
Cross circuit/short circuit recognition possible (Y/N)	Yes
Voltage type	VAC/DC
Switch frequency	max. 5 Hz
Switching voltage	max. 100 VAC/DC
Switching current	max. 400 mA
Switching capacity	max. 10 W

### Outputs

---

Design of control output	Other, Reed kontakts
--------------------------	----------------------

Number of shutters	1 piece
Number of openers	2 piece

### Electrical data - Safety outputs

---

Number of secure semi-conductor outputs	0 piece
Number of secure outputs with contact	0 piece

### Electrical data - Diagnostic output

---

Number of semi-conductor outputs with signaling function	0 piece
Number of outputs with signaling function that already have a contact	0 piece

### LED switching conditions display

---

LED switching conditions display (Y/N)	No
--	----

### ATEX

---

Explosion protection categories for gases	None
Explosion protected category for dusts	None

### Dimensions

---

Dimensions of the sensor	
- Width of sensor	52 mm
- Height of sensor	90 mm
- Length of sensor	39 mm

### notice

---

Contact symbols shown for the closed condition of the guard device.

### Included in delivery

---

Actuators must be ordered separately.

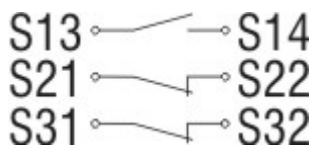
### Indication legend

---





5 different directions of actuation: cover, front and below, right and left


### Diagram

---



Note Diagram

-  positive break NC contact
-  active
-  no active
-  Normally-open contact

 Normally-closed contact

## Ordering code

---

BNS 16-(1)Z(2)-(3)

(1)

11 1 Normally open contact (NO) / 1 Opener (NC) (Only for Plug-in connection)

12 1 Normally open contact (NO) / 2 Opener (NC)

(2)

V Actuating planes front side

R Actuating planes right-hand side

L Actuating planes left-hand side

D Actuating planes cover-side

U Actuating planes bottom

LR Actuating planes left-hand side/right-hand side

(3)

ST1 Connector Middle

ST2 Connector right

ST3 Connector left

## Documents

---

**Operating instructions and Declaration of conformity (es)** 309 kB, 09.10.2013

Code: mrl\_bns16\_es

**Operating instructions and Declaration of conformity (pl)** 320 kB, 20.11.2013

Code: mrl\_bns16\_pl

**Operating instructions and Declaration of conformity (da)** 308 kB, 06.01.2012

Code: mrl\_bns16\_da

**Operating instructions and Declaration of conformity (de)** 295 kB, 02.09.2013

Code: mrl\_bns16\_de

**Operating instructions and Declaration of conformity (en)** 299 kB, 02.09.2013

Code: mrl\_bns16\_en

**Operating instructions and Declaration of conformity (nl)** 315 kB, 14.02.2014

Code: mrl\_bns16\_nl

**Operating instructions and Declaration of conformity (jp)** 414 kB, 09.10.2013

Code: mrl\_bns16\_jp

**Operating instructions and Declaration of conformity (cs)** 308 kB, 02.03.2012

Code: mrl\_bns16\_cs

**Operating instructions and Declaration of conformity (it)** 306 kB, 09.10.2013

Code: mrl\_bns16\_it

**Operating instructions and Declaration of conformity (ro)** 308 kB, 24.01.2012

Code: mrl\_bns16\_ro

**Operating instructions and Declaration of conformity (sv)** 461 kB, 15.11.2011

Code: mrl\_bns16\_sv

Operating instructions and Declaration of conformity (fr) 319 kB, 11.03.2014

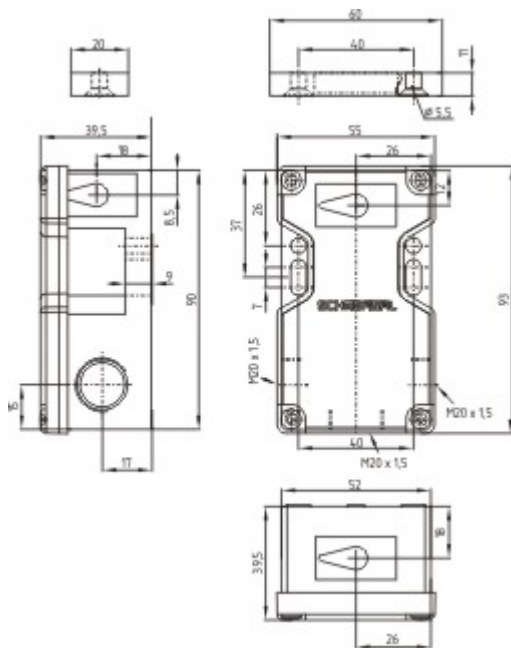
Code: mrl\_bns16\_fr

Operating instructions and Declaration of conformity (pt) 303 kB, 19.01.2012

Code: mrl\_bns16\_pt

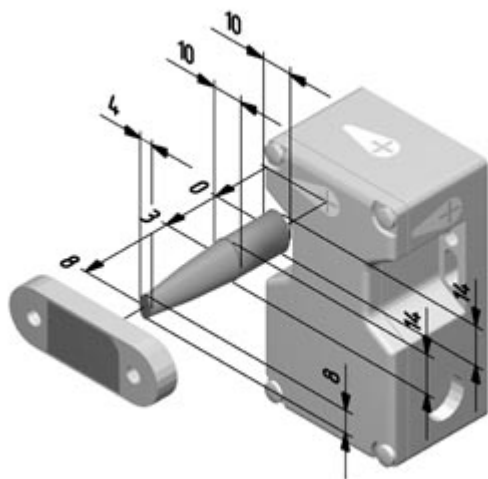
## Images

---



Dimensional drawing (basic component)

---



Dimensional drawing (miscellaneous)

---



Operating principle

---

## System components

---

### Actuator

101172566 - BPS 16



---

K.A. Schmersal GmbH & Co. KG, Möddinghofe 30, D-42279 Wuppertal

The data and values have been checked thoroughly. Technical modifications and errors excepted.

Generiert am 20.08.2014 - 22:43:12h Kasbase 2.2.18.F DBI

Image

Image  
et=sS