

## Datasheet - TQ 700-02

Pull-wire switches / TQ 700



- thermoplastic enclosure
- one-side operation / wire up to 10 m long
- Position indicator
- Large wiring compartment
- Twisting of towing eye not possible
- One tension force for cable lengths up to 10 m
- 1 Cable entry M 20 x 1.5

(Minor differences between the printed image and the original product may exist!)

### Ordering details

Product type description	TQ 700-02
Article number	101192480
EAN code	4030661352701

### Approval

Approval



### Classification

Standards	EN ISO 13849-1
B10d Opener (NC)	100 000 operations
B10d Normally open contact (NO)	100 000 operations
Mission time	20 Years

### Global Properties

Product name	TQ 700
Standards	EN 60947-5-1
Compliance with the Directives (Y/N) 	Yes

**Materials**

- Material of the housings	Plastic, thermoplastic
- Material of the cover	Plastic, thermoplastic
- Material of the contacts	Silver
Weight	230 g
Emergency-Stop button (Y/N)	No

**Mechanical data**


---

Design of electrical connection	Screw connection
Cable section	
- Min. Cable section	0,75 mm <sup>2</sup>
- Max. Cable section	2.5 mm <sup>2</sup>
Mechanical life	> 1.000.000 operations
notice	All indications about the cable section are including the conductor ferrules.
Length of wire	max. 10 m

**Ambient conditions**


---

Ambient temperature	
- Min. environmental temperature	-25 °C
- Max. environmental temperature	+70 °C
Protection class	IP67 to IEC/EN 60529

**Electrical data**


---

Design of control element	Opener (NC)
Switching principle	Creep circuit element
Number of shutters	0 piece
Number of openers	2 piece
Rated impulse withstand voltage $U_{imp}$	6 kV
Rated insulation voltage $U_i$	500 V
Thermal test current $I_{the}$	10 A
Utilisation category	AC-15: 230 V / 4 A, DC-13: 24 V / 4 A
Max. fuse rating	6 A gG D-fuse

**Dimensions**


---

Dimensions	
- Width	40.5 mm
- Height	160 mm
- Depth	42.2 mm

**notice**


---

At 2 bis 5 m distance intermediate wire supports are required, see accessories

Recommended cable lengths for pull-wire Emergency-Stop switches in relation to the range of ambient temperature.

As the thimbles are subject to deformation in case of wire pull, the wire should be pulled several times after fitting. After that, the wire must be re-tensioned using the eyebolt or the tensioner.

**Indication legend**

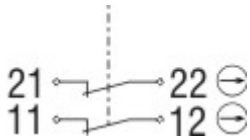

---

Wire rope 1 =






- Eyebolt 2 =
- 3 = nut
- Wire clamp 4 =
- Tensioning jack 5 =
- 6 = Wire thimble
- 7 = shackle
- rope tensioner 8 =
- Position indicator A =
- reset button B =

## Diagram

---



Note Diagram

-  positive break NC contact
-  active
-  no active
-  Normally-open contact
-  Normally-closed contact

## Ordering code

---

TQ 700-(1)

(1)

11	1 Normally open contact (NO) / 1 Opener (NC)
02	2 Opener (NC)
20	2 Normally open contact (NO)

## Documents

---

**Operating instructions and Declaration of conformity** (de) 523 kB, 14.05.2013

Code: mrl\_tq700\_de

**Operating instructions and Declaration of conformity** (en) 350 kB, 28.05.2013

Code: mrl\_tq700\_en

**Operating instructions and Declaration of conformity** (pt) 398 kB, 15.05.2013

Code: mrl\_tq700\_pt

**Operating instructions and Declaration of conformity** (br) 353 kB, 28.05.2013

Code: mrl\_tq700\_br

**Operating instructions and Declaration of conformity** (br) 353 kB, 28.05.2013

Code: mrl\_tq700\_br

**BG-test certificate** (de, en) 230 kB, 14.07.2008

Code: q\_tq7p01

**TÜV certification** (en) 242 kB, 22.08.2014

Code: z\_tq7p01

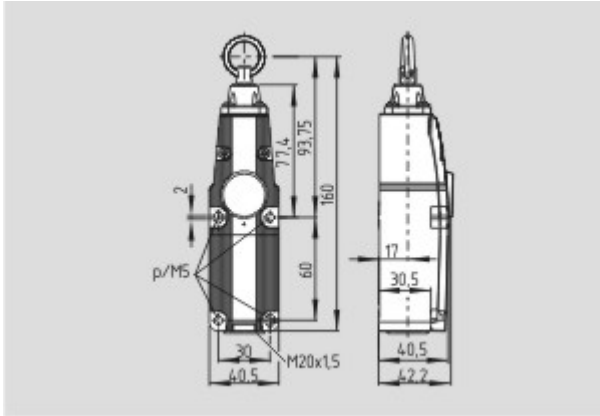
CCC certification (en) 229 kB, 19.08.2013

Code: q\_zq7p02

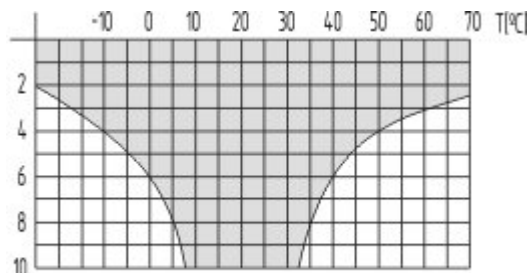
CCC certification (cn) 248 kB, 19.08.2013

Code: q\_zq7p03

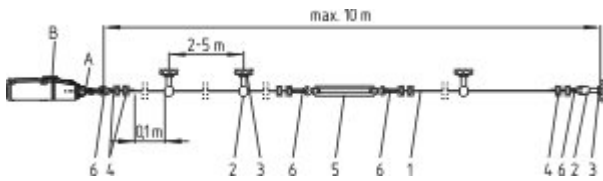
Images



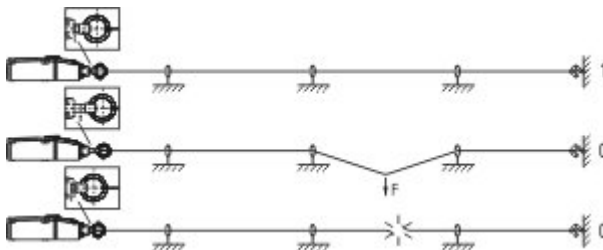
Dimensional drawing (basic component)



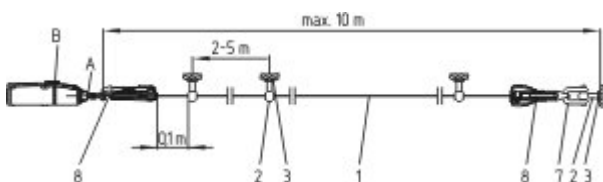
Characteristic curve



Application



Application



Application

**System components**

---

**Accessories**



101162986 - Eyebolt BM 8 x 70



101192471 - Eyebolt BM 8 x 70 NIRO



101084928 - Eyebolt BM 10 x 40



101203477 - Wire clamp 3 mm NIRO



101203569 - Wire clamp 4 mm NIRO



101203478 - Wire clamp 5 mm NIRO



101190917 - Duplex wire clamp 3 mm NIRO

• for Wire rope Ø 3 mm

---



**101203569 - Duplex wire clamp 4 mm NIRO**

- for Wire rope  $\varnothing$  3 mm



**101196043 - Egg-shaped wire clamp GR 3**

- for Wire rope  $\varnothing$  3 mm



**101077072 - Egg-shaped wire clamp GR 4**

- for Wire rope  $\varnothing$  4 mm



**101203472 - WIRE THIMBLE 3 mm NIRO**

- for Wire rope  $\varnothing$  3 mm
- to DIN 6899



**101170750 - WIRE THIMBLE 4 mm**

- for Wire rope  $\varnothing$  4 mm
- to DIN 6899



**101203475 - WIRE THIMBLE 4 mm NIRO**

- for Wire rope  $\varnothing$  4 mm
- to DIN 6899



**101203476 - WIRE THIMBLE 5 mm NIRO**

- for Wire rope  $\varnothing$  5 mm
- to DIN 6899



**101192433 - PULLEY**

- for Wire rope  $\varnothing$  3 mm
- To guide the wire rope where the path is not a straight line



**101087930 - TENSIONING JACK M6**

- For exact adjustment of the tension of the wire rope
- to DIN 1480



**101186696 - TENSION SPRING RZ-2041**

- To maintain the reaction force



**101186490 - SHACKLE NIRO**

- Shackle for fixing the wire rope to the eyebolt



**101094517 - WIRE ROPE 5 mm**

- With red PVC sheath
- Ø 5 mm total
- Steel core Ø 3 mm
- Quantity: Meter



**103003628 - WIRE UNIT COMPLETE 5 m**

- Ready-to-fit
- With red PVC sheath



**103003629 - WIRE UNIT COMPLETE 10 m**

- Ready-to-fit
- With red PVC sheath



**101186704 - rope tensioner S 900**

- Smooth adjustment
- Only one tool
- Antiskid
- Time-saving
- Ergonomic
- No risk of injury

