



aerospace  
 climate control  
 electromechanical  
 filtration  
**fluid & gas handling**  
 hydraulics  
 pneumatics  
 process control  
 sealing & shielding



# Parker Industrial Hose

Oil and Natural Gas Drilling, Transfer and Transportation Hose



ENGINEERING YOUR SUCCESS.



This QR tag enables you to see additional product and other content on the web using your mobile phone. You will need a QR reader to get started. Please visit [www.mobile-barcodes.com/qr-code-software](http://www.mobile-barcodes.com/qr-code-software) for more information and a list of QR code readers you can install at no cost.



## WARNING – USER RESPONSIBILITY

**FAILURE OR IMPROPER SELECTION OR IMPROPER USE OF THE PRODUCTS DESCRIBED HEREIN OR RELATED ITEMS CAN CAUSE DEATH, PERSONAL INJURY AND PROPERTY DAMAGE.**

- This document and other information from Parker-Hannifin Corporation, its subsidiaries and authorized distributors provide product or system options for further investigation by users having technical expertise.
- The user, through its own analysis and testing, is solely responsible for making the final selection of the system and components and assuring that all performance, endurance, maintenance, safety and warning requirements of the application are met. The user must analyze all aspects of the application, follow applicable industry standards, and follow the information concerning the product in the current product catalog and in any other materials provided from Parker or its subsidiaries or authorized distributors.
- To the extent that Parker or its subsidiaries or authorized distributors provide component or system options based upon data or specifications provided by the user, the user is responsible for determining that such data and specifications are suitable and sufficient for all applications and reasonably foreseeable uses of the components or systems.



## Parker Safety Guide for Selecting and Using Hose, Tubing, Fittings and Related Accessories

Parker Publication No. 4400-B.1

Revised: November, 2007

**WARNING: Failure or improper selection or improper use of hose, tubing, fittings, assemblies or related accessories (“Products”) can cause death, personal injury and property damage. Possible consequences of failure or improper selection or improper use of these Products include but are not limited to:**

- Fittings thrown off at high speed.
- High velocity fluid discharge.
- Explosion or burning of the conveyed fluid.
- Electrocutation from high voltage electric powerlines.
- Contact with suddenly moving or falling objects that are controlled by the conveyed fluid.
- Injections by high-pressure fluid discharge.
- Dangerously whipping hose.
- Contact with conveyed fluids that may be hot, cold, toxic or otherwise injurious.
- Sparking or explosion caused by static electricity buildup or other sources of electricity.
- Sparking or explosion while spraying paint or flammable liquids.
- Injuries resulting from inhalation, ingestion or exposure to fluids.

Before selecting or using any Parker hose, fittings or related accessories, it is important that you read and follow the instructions in this Industrial Hose Catalog 4801, and the Parker Safety Guide for Selecting and Using Hose, Fittings and Related Accessories, Parker Publication No. 4400-B.1, November 2007 (refer to the Safety and Technical section of this catalog). Only hose from Parker’s Stratoflex Products Division is approved for in-flight aerospace applications.

## Offer of Sale

Parker Hannifin Corporation, its subsidiaries or its authorized distributors hereby offer the items described in this document for sale. The provisions in the “Offer of Sale” stated on the inside back cover of this catalog govern this offer and its acceptance.

© Copyright 2013, Parker Hannifin Corporation, All Rights Reserved. Trademarks used herein are the property of their respective owners.



**Parker Industrial Hose Customer Service**  
866 810 HOSE (4673) 800 242 HOSE (4673)  
Wickliffe, OH South Gate, CA  
Eastern USA Western USA  
[www.safehose.com](http://www.safehose.com)  
e-mail: [indhose@parker.com](mailto:indhose@parker.com)

# Industrial Hose Products, Catalog 4865

Industrial hose is commonly used to transfer air, chemicals, particulates, petroleum, water and a wide variety of other materials to keep equipment and systems producing at maximum capacity.

This catalog offers popular hoses for standard applications for use in oil and natural gas drilling, transfer and transportation operations. For other applications and the full line of Parker industrial hose, refer to Catalog 4800.

**To download a PDF or order a printed copy of Catalog 4800, please go to [safehose.com](http://safehose.com) and click "Literature."**

## Contents

Index by Series.....	ii
Index by Application and Series .....	ii
Introduction .....	iii
Air & Multipurpose Hose.....	1
Chemical Hose .....	12
Material Handling Hose .....	18
Oil Field Hose .....	22
Petroleum Hose.....	31
Steam Hose.....	39
Water/Jetting Hose .....	43
Crimpers .....	47
Safety & Technical Information.....	51
Offer of Sale .....	Inside back cover

# Index by Series

Series	Page	Series	Page	Series	Page
7031(R).....	1	7263C.....	39	SS110.....	10
7057.....	1	7264.....	41	SS111.....	45
7092.....	1	7264C.....	39	SS122.....	46
7093.....	1	7268E.....	9	SS123.....	18
7094.....	4	7274.....	12	SS135.....	19
7095.....	4	7276.....	13	SS147.....	20
7096.....	1	7301.....	23	SS247.....	21
7114.....	31	7307.....	26	SW360.....	11
7212.....	6	7309.....	24	SWC325.....	37
7213E.....	29	7311.....	27	SWC509.....	30
7216.....	32	7311XT.....	28	SWC609.....	35
7216E.....	33	7330.....	34	SWC609R.....	35
7217.....	32	7373T.....	14	SWC683.....	16
7234.....	22	7392E.....	44	SWC683G.....	16
7251.....	8	SP353.....	36	TKW160.....	25
7258.....	43	SS107.....	38	Crimpers.....	47-50
7263(E).....	41	SS107R.....	38		

# Index by Application and Series

Description	Page
<b>Air &amp; Multipurpose Hose</b> .....	1
7031(R), 7057, 7092, 7093, 7094, 7095, 7096, 7212, 7251, 7268E, SS110, SW360	
<b>Chemical Hose</b> .....	12
7274, 7276, 7373T, SWC683, SWC683G	
<b>Material Handling Hose</b> .....	18
SS123, SS135, SS147, SS247	
<b>Oil Field Hose</b> .....	22
7234, 7301, 7309, TKW160, 7307, 7311, 7311XT, 7213E, SWC509	
<b>Petroleum Hose</b> .....	31
7114, 7216, 7216E, 7217, 7330, SP353, SWC325, SWC609, SWC609R, SS107, SS107R	
<b>Steam Hose</b> .....	39
7263(E), 7263C, 7264, 7264C	
<b>Water/Jetting Hose</b> .....	43
7258, 7392E, SS111, SS122	



# Hose Selection

This catalog provides guidance for selecting the proper hose for the applications listed herein. It contains many cautions, descriptions, directions and warnings for the safe and proper use of Parker industrial hose. All aspects of hose selection criteria should be clearly understood before recommending, suggesting, specifying or using any hoses.

**⚠ WARNING!** Failure to follow recommended application information and recommended procedures for selection, installation, care, maintenance and storage of hose, couplings or hose assemblies may result in failure of the product to perform properly and may result in damage to property, serious bodily injury or death. Make sure that hose selected for any application is appropriate and suitable for that service. Application information is given with each hose listed in the Parker catalog. Refer to the Safety and Technical Data section of this catalog for information regarding safety, care, maintenance and storage. Contact Parker or your local Parker distributor for assistance.

## Hose Selection Procedure

- A. If you know the Parker series number, find the page number in the “Index by Series” on page ii.
- B. If you don’t know the Parker series number, see the “Index by Application and Series” on page ii, which is divided into various application categories.
- C. If you don’t know the Parker series number or name:

Use the “STAMPED” guide to assist in determining the correct hose, coupling, and attachment method when selecting a hose.

**S**IZE: Hose inside diameter, outside diameter and overall length

**T**EMPERATURE: Maximum temperature of the material being conveyed and of the application environment

**A**PPPLICATION: External conditions/environment such as abrasion, bend radius, climate/temperature, crushing, flexing, kinking and exposure to chemicals, oil, ozone and ultraviolet light

**M**EDIA: Type and concentration of material being conveyed and compatibility with the hose

**P**RESSURE: Maximum system pressure, including pressure spikes

**E**ND: Style, type, attachment method, pressure rating and material compatibility of end couplings and connections

**D**ELIVERY: Testing, packaging and delivery requirements

**Other considerations:** Abrasion, color, conductivity/nonconductivity, suction/vacuum; industry or regulatory specifications or standards

- D. If you can’t determine the appropriate or suitable hose or have special requirements, call Parker Customer Service at 866-810-HOSE (4673) or 800-242-HOSE (4673).

The hose listings in this catalog provide detailed information to help select the correct hose for most applications. Also refer to the Safety and Technical section of this catalog for general product information. The hose listings include recommended coupling styles. Refer to the Couplings and Equipment section of Catalog 4800 for specific product information.

**⚠ WARNING!** Many product pages contain comparisons to competitor products. These are provided as a tool to identify parts similar in form, fit, or function and are not intended as direct cross-references or direct interchanges to Parker products. The user must take care to compare any variances in materials and constructions between manufacturers, and to ensure the selected hose does not constitute a safety risk or change in required performance. For a more complete guide, refer to [www.safehose.com](http://www.safehose.com).



# Industrial Hose for Oil and Gas Applications

## Parker Is Ready to Meet Your Challenges



Parker offers virtually every type of industrial hose needed to support oil and natural gas drilling, transfer and transportation operations, providing the durability and versatility for reliable service in harsh environments, eliminating unexpected hose failures and costly downtime.

Energy drives the world's economy, and petroleum is the primary source of energy. Whether in the form of crude oil or its common companion, natural gas, petroleum is frequently located in the remotest places on Earth. From blistering deserts to arctic wastelands to solitary platforms on watery horizons, oil exploration, extraction and transportation offer physical and logistical challenges found in no other industry. And Parker industrial hose meets every one of those challenges.

### Land-Based Operations

#### *Traditional Petroleum Extraction*

Traditional petroleum extraction techniques require special hoses. An oil rig uses high-pressure hose to convert rotary motion to vertical drilling power, boring to thousands of feet beneath the surface. This process employs a high pressure

drilling fluid—"mud"—a slurry used as a buoyant, coolant, lubricant, pressure control and stabilizing agent. After use, the mud is recovered, filtered, remixed and recycled, and is stored in open-air "mud pits." Abrasion- and oil-resistant mud suction and discharge hoses are crucial to these mixing, transfer and recovery processes.

After the well casing is installed, a cement slurry is injected to seal the casing to provide support and protection from water penetration, to seal a well for future use or to seal portions of a non-productive well. Abrasion resistant hose is used to transfer dry cement for mixture with chemicals and water to create the cement slurry.

During the service life of the well, drilling companies make every effort to keep the wellbore clean and uncontaminated to increase the efficiency and maximize the output of the well. Hot oil and steam hoses are used in this cleansing/lubrication/salvage process.

At the end of the service life of the well, hydrocarbons, sediments and water are vacuumed from mud pits and retaining ponds to be disposed of or recycled. Flexible abrasion- and oil-resistant suction/vacuum hoses are used for evacuation service.





### *Hydraulic Fracturing (Fracking) Natural Gas Extraction*

Enormous quantities of natural gas may be trapped in underground rock/shale formations, requiring a different extraction process. At a prescribed depth, the wellbore is routed horizontally through the shale. When a section of the horizontal run is completed, controlled charges are detonated throughout the length of the perforated casing. Fracking fluid—a blend of chemicals, special sand and water—is injected through the pipe at high pressure and into the shale that was cracked/fractured by the explosions. The fluid expands the cracks, allowing the natural gas to be harvested back through the casing.

Large bore tank hose is used to transfer fracking chemicals between tanks and blenders, while high-pressure, abrasion-resistant blender hose is specified to transfer the chemical/sand solution at high pressure from the blenders to the wellhead.

### **Subsea Operations**

Subsea drilling is significantly more challenging than most land-based drilling. The basic extraction process is the same, but is conducted from a floating platform with thousands of feet of water between the drilling rig and the ocean floor—and the oil.

In addition to many of the same hoses used for land-based drilling and fracking operations, specially designed large bore hose is required to transfer crude oil from the well to oil tankers and for unloading tankers at the dock for delivery to refineries.

Oil platforms are frequently located far from land and work crews are stationed on-site, so the facility must be as self-sufficient as possible. For example, items such as food and beverage hose and tubing are needed to transfer potable water. For quicker access to the platform, many visitors travel via helicopter, requiring aircraft fueling hose to service the choppers for the return trip.

### **Support Products**

Many other types of industrial hoses are used at drill sites: air compressor hose for clean up or air tools; chemical and petroleum hose for operational processes, or for transport to/from the job site; material handling hose to transfer abrasive mixing materials; and water hose for clean up, jetting, suction/discharge and wash down.

Consistent and reliable supplies of oil and natural gas are essential to economic stability and growth. Parker industrial hose is a crucial component in the exploration, extraction, refinement, transportation and delivery of these vital resources.

**NOTES:**

Lined area for notes.







## GST® II General Service Hose

Series 7031(R) (Green), Series 7057 (Blue), Series 7092 (Red), Series 7093 (Black), and Series 7096 (Yellow)

GST® II hose is a versatile general purpose hose designed to handle air, mild chemicals and water. The hose construction incorporates a tube that is compatible with light oil mists found in air tool lubricating systems, and the multiple plies of textile reinforcement provide flexibility. The cover is resistant to abrasion, heat and ozone, and is available in multiple standard colors for color-coded identification.

**NOTE:** Do not with use with oil or refined fuel.

**Other cover colors available:**

- 7031(R) (Green)
- 7057 (Blue)
- 7096 (Yellow)

<b>Tube:</b>	Black EPDM; ARPM Class C oil resistance
<b>Reinforcement:</b>	Multiple textile plies
<b>Cover:</b>	Black, blue, green, red, yellow EPDM; smooth finish
<b>Temp. Range:</b>	-40°F to +212°F (-40°C to +100°C)
<b>Brand Method:</b>	White ink on black, blue, green, red hose; black ink on yellow hose
<b>Brand Example:</b>	PARKER (SERIES) GST® II (ID) XXX PSI MAX WP MADE IN USA (DATE CODE)
<b>Design Factor:</b>	4:1
<b>Industry Standards:</b>	ARPM Class C oil resistant tube; ARPM IP-7 (7031R only)
<b>Applications:</b>	<ul style="list-style-type: none"> <li>Air (including oil mist), mild chemicals, water</li> <li>Agriculture, construction, general industrial</li> </ul>
<b>Vacuum:</b>	Not recommended
<b>Compare to:</b>	Boston Bosflex A/W; Gates Adapta Flex; Thermoid Valuflex GS; Veyance Horizon General Purpose
<b>Packaging:</b>	Reels; cartons

(Continued on the following page)

**⚠ WARNING!** Couplings attached with bands or clamps may reduce the working pressure of the hose assembly to less than the maximum rated working pressure of the hose. Refer to the NAHAD Industrial Hose Assembly Guidelines.

## Series 7031(R), Series 7057, Series 7092, Series 7093, and Series 7096 – GST® II General Service Air &amp; Water Hose (Continued)

## Series 7092 (Red) and Series 7093 (Black)

Part Number 7092 or 7093	ID (in)	ID (mm)	Reinf Plies	OD (in)	OD (mm)	Approx Wt (lbs/ft)	Approx Wt (kgs/ft)	Min Bend Rad (in)	Min Bend Rad (mm)	Max Rec WP (psi)	Max Rec WP (bar)	Perm Cplg Rec *	Std Pack Qty (ft)	7092 Stock Status **	7093 Stock Status **
-19200	3/16	4.8	2	0.437	11.1	0.07	0.03	2.0	50.8	200	13.8	*	800	N	Y
-19300	3/16	4.8	2	0.437	11.1	0.07	0.03	2.0	50.8	300	20.7	*	800	N	N
-25200	1/4	6.4	2	0.500	12.7	0.09	0.04	2.5	63.5	200	13.8	HY	800	Y	Y
-2520050	1/4	6.4	2	0.500	12.7	0.09	0.04	2.5	63.5	200	13.8	HY	50	Y	N
-25250	1/4	6.4	2	0.508	12.9	0.10	0.05	3.0	76.2	250	17.2	HY	800	N	N
-25300	1/4	6.4	2	0.550	14.0	0.12	0.05	3.3	83.8	300	20.7	HY	800	Y	Y
-2530050	1/4	6.4	2	0.550	14.0	0.12	0.05	3.3	83.8	300	20.7	HY	50	Y	N
-31200	5/16	7.9	2	0.594	15.1	0.12	0.05	3.3	83.8	200	13.8	HY	750	Y	Y
-31300	5/16	7.9	2	0.625	15.9	0.14	0.06	3.5	88.9	300	20.7	HY	750	Y	Y
-3130050	5/16	7.9	2	0.625	15.9	0.14	0.06	3.5	88.9	300	20.7	HY	50	N	N
-38200	3/8	9.5	2	0.656	16.7	0.14	0.06	3.5	88.9	200	13.8	HY	700	Y	Y
-3820050	3/8	9.5	2	0.656	16.7	0.14	0.06	3.5	88.9	200	13.8	HY	50	Y	N
-38250	3/8	9.5	2	0.656	16.7	0.14	0.06	4.0	101.6	250	17.2	HY	700	N	N
-38300	3/8	9.5	2	0.688	17.5	0.16	0.07	4.0	101.6	300	20.7	HY	700	Y	Y
-3830050	3/8	9.5	2	0.688	17.5	0.16	0.07	4.0	101.6	300	20.7	HY	50	Y	N
-50200	1/2	12.7	2	0.813	20.7	0.20	0.09	4.5	114.3	200	13.8	HY	550	Y	Y
-5020050	1/2	12.7	2	0.813	20.7	0.21	0.10	4.5	114.3	200	13.8	HY	50	Y	N
-50250	1/2	12.7	2	0.844	21.4	0.22	0.10	4.5	114.3	250	17.2	HY	550	Y	Y
-50254	1/2	12.7	4	0.860	21.8	0.23	0.10	5.0	127.0	250	17.2	HY	500	N	N
-50304	1/2	12.7	4	0.875	22.2	0.24	0.11	5.0	127.0	300	20.7	HY	500	Y	Y
-5030450	1/2	12.7	4	0.875	22.2	0.24	0.11	5.0	127.0	300	20.7	HY	50	Y	N
-63200	5/8	15.9	2	0.969	24.6	0.24	0.11	5.5	139.7	200	13.8	HY	450	Y	Y
-6320050	5/8	15.9	2	0.969	24.6	0.24	0.11	5.5	139.7	200	13.8	HY	50	Y	Y
-63254	5/8	15.9	4	1.030	26.2	0.32	0.15	6.0	152.4	250	17.2	HY	450	N	N
-63304	5/8	15.9	4	1.062	27.0	0.35	0.16	5.5	139.7	300	20.7	HY	450	Y	Y
-75200	3/4	19.1	2	1.109	28.2	0.32	0.15	6.0	152.4	200	13.8	HY	400	Y	Y
-7520050	3/4	19.1	2	1.109	28.2	0.32	0.15	6.0	152.4	200	13.8	HY	50	Y	Y
-75254	3/4	19.1	4	1.156	29.4	0.37	0.17	6.0	152.4	250	17.2	HY	400	N	N
-7525450	3/4	19.1	4	1.156	29.4	0.37	0.17	6.0	152.4	250	17.2	HY	50	N	N
-75304	3/4	19.1	4	1.156	29.4	0.37	0.17	6.0	152.4	300	20.7	HY	400	Y	Y
-7530450	3/4	19.1	4	1.156	29.4	0.37	0.17	6.0	152.4	300	20.7	HY	50	Y	N
-100200	1	25.4	2	1.406	35.7	0.47	0.21	7.0	177.8	200	13.8	HY	300	Y	Y
-10020050	1	25.4	2	1.406	35.7	0.47	0.21	7.0	177.8	200	13.8	HY	50	Y	Y
-100254	1	25.4	4	1.408	35.8	0.47	0.21	8.0	203.2	250	17.2	HY	300	N	N
-100304	1	25.4	4	1.438	36.5	0.51	0.23	8.0	203.2	300	20.7	HY	300	Y	Y
-10030450	1	25.4	4	1.438	36.5	0.53	0.24	8.0	203.2	300	20.7	HY	50	Y	N

**Factory Assemblies:** Air, Service Station Air, Jackhammer and Sledgehammer hose assemblies available from stock in popular configurations. Refer to Catalog 4800.

\* **Couplings:** Refer to CrimpSource® at [www.safehose.com](http://www.safehose.com) for coupling recommendations and crimp specifications.

\*\* **Stock:** "Y" indicates stocked item; "N" indicates non-stocked item. Stock status subject to change. Contact Parker Customer Service.

(Continued on the following page)



# Series 7031(R), Series 7057, Series 7092, Series 7093, and Series 7096 – GST® II General Service Air & Water Hose (Continued)

## Series 7092 (Red) and Series 7093 (Black) (Continued)

Part Number 7092 or 7093	ID (in)	ID (mm)	Reinf Plies	OD (in)	OD (mm)	Approx Wt (lbs/ft)	Approx Wt (kgs/ft)	Min Bend Rad (in)	Min Bend Rad (mm)	Max Rec WP (psi)	Max Rec WP (bar)	Perm Cplg Rec *	Std Pack Qty (ft)	7092 Stock Status **	7093 Stock Status **
-125204	1-1/4	31.8	4	1.781	45.2	0.77	0.35	9.0	228.6	200	13.8	HY	250	Y	Y
-150204	1-1/2	38.1	4	2.031	51.6	0.84	0.38	10.0	254.0	200	13.8	43	200	Y	Y
-15020450	1-1/2	38.1	4	2.031	51.6	0.84	0.38	10.0	254.0	200	13.8	43	50	Y	N
-150204100	1-1/2	38.1	4	2.031	51.6	0.84	0.38	10.0	254.0	200	13.8	43	100	Y	N
-200154	2	50.8	4	2.550	64.8	1.13	0.51	14.0	355.6	200	13.8	43	250	Y	Y

**Factory Assemblies:** Air, Service Station Air, Jackhammer and Sledgehammer hose assemblies available from stock in popular configurations. Refer to Catalog 4800.

\* **Couplings:** Refer to CrimpSource® at [www.safehose.com](http://www.safehose.com) for coupling recommendations and crimp specifications.

\*\* **Stock:** “Y” indicates stocked item; “N” indicates non-stocked item. Stock status subject to change. Contact Parker Customer Service.

## Series 7031(R) (Green)

7031R meets ARPM IP-7 requirements for Grade R oxygen service in welding applications.

Part Number	ID (in)	ID (mm)	Reinf Plies	OD (in)	OD (mm)	Approx Wt (lbs/ft)	Approx Wt (kgs/ft)	Min Bend Rad (in)	Min Bend Rad (mm)	Max Rec WP (psi)	Max Rec WP (bar)	Perm Cplg Rec *	Std Pack Qty (ft)	Stock Status **
7031-50250	1/2	12.7	2	0.844	21.4	0.23	0.10	4.5	114.3	250	17.2	HY	500	Y
7031-75304R	3/4	19.1	4	1.156	29.4	0.37	0.17	6.0	152.4	300†	20.7	HY	400	Y
7031-7530450R	3/4	19.1	4	1.156	29.4	0.37	0.17	6.0	152.4	300†	20.7	HY	50	Y

† 200 psi (13.8 bar) maximum recommended working pressure for oxygen service.

\* **Couplings:** Refer to CrimpSource® at [www.safehose.com](http://www.safehose.com) for coupling recommendations and crimp specifications.

\*\* **Stock:** “Y” indicates stocked item; “N” indicates non-stocked item. Stock status subject to change. Contact Parker Customer Service.

## Series 7057 (Blue)

Part Number	ID (in)	ID (mm)	Reinf Plies	OD (in)	OD (mm)	Approx Wt (lbs/ft)	Approx Wt (kgs/ft)	Min Bend Rad (in)	Min Bend Rad (mm)	Max Rec WP (psi)	Max Rec WP (bar)	Perm Cplg Rec *	Std Pack Qty (ft)	Stock Status **
7057-50250	1/2	12.7	2	0.844	21.4	0.23	0.10	4.5	114.3	250	17.2	HY	500	Y
7057-75304	3/4	19.1	4	1.156	29.4	0.37	0.17	6.0	152.4	300	20.7	HY	350	Y
7057-7530450	3/4	19.1	4	1.156	29.4	0.37	0.17	6.0	152.4	300	20.7	HY	50	Y

\* **Couplings:** Refer to CrimpSource® at [www.safehose.com](http://www.safehose.com) for coupling recommendations and crimp specifications.

\*\* **Stock:** “Y” indicates stocked item; “N” indicates non-stocked item. Stock status subject to change. Contact Parker Customer Service.

## Series 7096 (Yellow)

Part Number	ID (in)	ID (mm)	Reinf Plies	OD (in)	OD (mm)	Approx Wt (lbs/ft)	Approx Wt (kgs/ft)	Min Bend Rad (in)	Min Bend Rad (mm)	Max Rec WP (psi)	Max Rec WP (bar)	Perm Cplg Rec *	Std Pack Qty (ft)	Stock Status **
7096-75304	3/4	19.1	4	1.156	29.4	0.37	0.17	6.0	152.4	300	20.7	HY	400	Y
7096-7530450	3/4	19.1	4	1.156	29.4	0.37	0.17	6.0	152.4	300	20.7	HY	50	Y

\* **Couplings:** Refer to CrimpSource® at [www.safehose.com](http://www.safehose.com) for coupling recommendations and crimp specifications.

\*\* **Stock:** “Y” indicates stocked item; “N” indicates non-stocked item. Stock status subject to change. Contact Parker Customer Service.



## MPT® II Multipurpose Oil Resistant Hose – Nonconductive

Series 7094 (Red) and Series 7095 (Black)

Series 7094/7095 is a versatile, nonconductive multipurpose hose designed to handle air, mild chemicals, oil and water. The hose construction is electrically nonconductive with a minimum resistance of one megaohm per inch at 1000 volts DC. The multiple plies of textile reinforcement provide flexibility and the cover is resistant to oil and weathering.

**NOTES:**

- Do not use in hot, dry air applications or with refined fuel.
- The user must determine if the hose is suitable for applications subject to electrical hazard. Contact Parker for additional information.

<b>Tube:</b>	Black nitrile; ARPM Class A oil resistance
<b>Reinforcement:</b>	Multiple textile plies
<b>Cover:</b>	<b>7094:</b> Red chloroprene, smooth finish <b>7095:</b> Black chloroprene, smooth finish
<b>Temp. Range:</b>	-20°F to +212°F (-29°C to +100°C)
<b>Brand Method:</b>	White ink
<b>Brand Example:</b>	PARKER (SERIES) MPT® II (ID) XXX PSI MAX WP MADE IN USA ELECTRICALLY NONCONDUCTIVE (DATE CODE)
<b>Design Factor:</b>	4:1
<b>Industry Standards:</b>	ARPM Class A oil resistant tube; electrically nonconductive with a minimum resistance of one megaohm per inch at 1000 volts DC
<b>Applications:</b>	<ul style="list-style-type: none"> <li>• Air, mild chemicals, oil, water</li> <li>• Cooling lines for electric furnaces and pot lines; lubrication systems</li> <li>• Agriculture, construction, foundries, general industrial</li> </ul>
<b>Vacuum:</b>	Not recommended
<b>Compare to:</b>	Boston Shock Safe; Gates PremoFlex/19B; Veyance Ortac/Wingfoot
<b>Packaging:</b>	Reels, cartons

(Continued on the following page)

**⚠ WARNING!** Couplings attached with bands or clamps may reduce the working pressure of the hose assembly to less than the maximum rated working pressure of the hose. Refer to the NAHAD Industrial Hose Assembly Guidelines.

## Series 7094 (Red) and Series 7095 (Black) – MPT® II Multipurpose Oil Resistant Hose – Nonconductive (Continued)

### Series 7094 (Red) and Series 7095 (Black)

Part Number 7094 or 7095	ID (in)	ID (mm)	Reinf Plies	OD (in)	OD (mm)	Approx Wt (lbs/ft)	Approx Wt (kgs/ft)	Min Bend Rad (in)	Min Bend Rad (mm)	Max Rec WP (psi)	Max Rec WP (bar)	Perm Cplg Rec *	Std Pack Qty (ft)	7094 Stock Status **	7095 Stock Status **
-25200	1/4	6.4	2	0.500	12.7	0.10	0.05	2.0	50.8	200	13.8	HY	800	Y	Y
-25300	1/4	6.4	2	0.550	14.0	0.12	0.05	2.5	63.5	300	20.7	HY	800	Y	Y
-31300	5/16	7.9	2	0.594	15.1	0.13	0.06	3.3	83.8	300	20.7	HY	750	Y	Y
-38200	3/8	9.5	2	0.656	16.7	0.15	0.07	3.8	96.5	200	13.8	HY	700	Y	Y
-38300	3/8	9.5	2	0.688	17.5	0.17	0.08	3.8	96.5	300	20.7	HY	650	Y	Y
-3830050	3/8	9.5	2	0.688	17.5	0.17	0.08	3.8	96.5	300	20.7	HY	50	Y	N
-50200	1/2	12.7	2	0.813	20.7	0.21	0.10	5.0	127.0	200	13.8	HY	550	Y	Y
-50250	1/2	12.7	2	0.844	21.4	0.22	0.10	5.0	127.0	250	17.2	HY	550	Y	N
-50304	1/2	12.7	4	0.875	22.2	0.26	0.12	5.0	127.0	300	20.7	HY	500	Y	Y
-63304	5/8	15.9	4	1.062	27.0	0.38	0.17	6.1	154.9	300	20.7	HY	450	Y	Y
-75200	3/4	19.1	2	1.109	28.2	0.34	0.15	7.5	190.5	200	13.8	HY	400	Y	Y
-7520050	3/4	19.1	2	1.109	28.2	0.34	0.15	7.5	190.5	200	13.8	HY	50	N	N
-75304	3/4	19.1	4	1.156	29.4	0.40	0.18	6.0	152.4	300	20.7	HY	400	Y	Y
-7530450	3/4	19.1	4	1.156	29.4	0.40	0.18	6.0	152.4	300	20.7	HY	50	Y	N
-100200	1	25.4	2	1.406	35.7	0.49	0.22	10.0	254.0	200	13.8	HY	300	Y	Y
-100304	1	25.4	4	1.438	36.5	0.54	0.24	8.0	203.2	300	20.7	HY	300	Y	Y
-125204	1-1/4	31.8	4	1.781	45.2	0.82	0.37	9.0	228.6	200	13.8	HY	250	Y	N
-150204	1-1/2	38.1	4	2.031	51.6	0.90	0.41	10.0	254.0	200	13.8	HY	200	Y	N

\* **Couplings:** Refer to CrimpSource® at [www.safehose.com](http://www.safehose.com) for coupling recommendations and crimp specifications.

\*\* **Stock:** "Y" indicates stocked item; "N" indicates non-stocked item. Stock status subject to change. Contact Parker Customer Service.





# JIFFY™

## Push-On Multipurpose Oil Resistant Hose






### MSHA

#### Series 7212

Series 7212 is a versatile multipurpose push-on hose designed to handle air, mild chemicals, water, oil, and refined fuels such as biodiesel (to B20 in dedicated service), diesel, ethanol and gasoline. The hose construction incorporates a silicone-free tube that does not contaminate air powered paint spray systems. The braided textile reinforcement is applied at a precise angle to provide kink resistance and superior coupling retention—push-on couplings do not require bands, clamps or special tools for installation. The flame resistant cover meets MSHA requirements, is resistant to oil and weathering, and is available in multiple standard colors for color-coded identification.

- NOTES:**
- Do not use for fuel dispensing or service applications requiring API, NFPA, UL, ULC or any other agency approval or listing.
  - Refer to Catalog 4800 for fuel compatibility and service conditions.
  - Do not use in hot, dry air applications, impulsing applications, or vehicle fuel systems.
  - Do not use bands or clamps to attach push-on couplings.

#### Other cover colors available:

7212-BL	
7212-GN	
7212-GY	
7212-RD	
7212-YL	

<b>Tube:</b>	Black nitrile
<b>Reinforcement:</b>	One textile braid
<b>Cover:</b>	Black, blue, gray, green, red or yellow chloroprene; smooth finish
<b>Temp. Range:</b>	-40°F to +212°F (-40°C to +100°C)
<b>Brand Method:</b>	White ink on black, blue and red hose; black ink on green, gray and yellow hose
<b>Brand Example:</b>	PARKER 7212 JIFFY™ HOSE PUSH-ON (ID) 300 PSI MAX WP MSHA # MADE IN USA B2 (DATE CODE)
<b>Design Factor:</b>	4:1
<b>Industry Standards:</b>	MSHA
<b>Applications:</b>	<ul style="list-style-type: none"> <li>• Air, mild chemicals, oil, water; biodiesel (to B20 in dedicated service), diesel, ethanol, gasoline</li> <li>• Air operated paint systems, air tools, transfer lines, vacuum lines</li> <li>• Agriculture, construction, general industrial; automotive/factory color-coded assembly equipment</li> </ul>
<b>Compare to:</b>	Gates Python Plus; Thermoid Flex Loc 300; Veyance Autogrip
<b>Vacuum:</b>	1/4" to 1/2" @ 28" Hg; 5/8" to 3/4" @ 15" Hg
<b>Packaging:</b>	Reels

(Continued on the following page)

## Series 7212 – JIFFY™ Push-On Multipurpose Oil Resistant Hose, MSHA (Continued)

Part Number	ID (in)	ID (mm)	Reinf Braids	OD (in)	OD (mm)	Approx Wt (lbs/ft)	Approx Wt (kgs/ft)	Min Bend Rad (in)	Min Bend Rad (mm)	Max Rec WP (psi)	Max Rec WP (bar)	Perm Cplg Rec *	Std Pack Qty (ft)	Stock Status **
7212-251BK	1/4	6.4	1	0.494	12.5	0.09	0.04	3.0	76.2	300	20.7	HY	700	Y
7212-251BL	1/4	6.4	1	0.494	12.5	0.09	0.04	3.0	76.2	300	20.7	HY	700	Y
7212-251GN	1/4	6.4	1	0.494	12.5	0.09	0.04	3.0	76.2	300	20.7	HY	700	Y
7212-251GY	1/4	6.4	1	0.494	12.5	0.09	0.04	3.0	76.2	300	20.7	HY	700	Y
7212-251RD	1/4	6.4	1	0.494	12.5	0.09	0.04	3.0	76.2	300	20.7	HY	700	Y
7212-381BK	3/8	9.5	1	0.617	15.7	0.12	0.05	3.0	76.2	300	20.7	HY	700	Y
7212-381BL	3/8	9.5	1	0.617	15.7	0.12	0.05	3.0	76.2	300	20.7	HY	700	Y
7212-381GN	3/8	9.5	1	0.617	15.7	0.12	0.05	3.0	76.2	300	20.7	HY	700	Y
7212-381GY	3/8	9.5	1	0.617	15.7	0.12	0.05	3.0	76.2	300	20.7	HY	700	Y
7212-381RD	3/8	9.5	1	0.617	15.7	0.12	0.05	3.0	76.2	300	20.7	HY	700	Y
7212-381YL	3/8	9.5	1	0.617	15.7	0.12	0.05	3.0	76.2	300	20.7	HY	700	Y
7212-501BK	1/2	12.7	1	0.750	19.1	0.15	0.07	5.0	127.0	300	20.7	HY	600	Y
7212-501BL	1/2	12.7	1	0.750	19.1	0.15	0.07	5.0	127.0	300	20.7	HY	600	Y
7212-501GN	1/2	12.7	1	0.750	19.1	0.15	0.07	5.0	127.0	300	20.7	HY	600	Y
7212-501GY	1/2	12.7	1	0.750	19.1	0.15	0.07	5.0	127.0	300	20.7	HY	600	Y
7212-501RD	1/2	12.7	1	0.750	19.1	0.15	0.07	5.0	127.0	300	20.7	HY	600	Y
7212-631BK	5/8	15.9	1	0.906	23.0	0.21	0.10	6.0	152.4	300	20.7	HY	500	Y
7212-631BL	5/8	15.9	1	0.906	23.0	0.21	0.10	6.0	152.4	300	20.7	HY	500	Y
7212-631GN	5/8	15.9	1	0.906	23.0	0.21	0.10	6.0	152.4	300	20.7	HY	500	N
7212-631GY	5/8	15.9	1	0.906	23.0	0.21	0.10	6.0	152.4	300	20.7	HY	500	N
7212-631RD	5/8	15.9	1	0.906	23.0	0.21	0.10	6.0	152.4	300	20.7	HY	500	Y
7212-750BK	3/4	19.1	1	1.091	27.7	0.30	0.14	7.0	177.8	300	20.7	HY	400	Y
7212-750BL	3/4	19.1	1	1.091	27.7	0.30	0.14	7.0	177.8	300	20.7	HY	400	Y
7212-750GN	3/4	19.1	1	1.091	27.7	0.30	0.14	7.0	177.8	300	20.7	HY	400	Y
7212-750GY	3/4	19.1	1	1.091	27.7	0.30	0.14	7.0	177.8	300	20.7	HY	400	Y
7212-750RD	3/4	19.1	1	1.091	27.7	0.30	0.14	7.0	177.8	300	20.7	HY	400	Y

**Factory Cut Lengths:** Blue and gray hose available from stock in 50-ft. coils. Refer to Catalog 4800.

\* **Permanent Couplings:** Refer to CrimpSource® at [www.safehose.com](http://www.safehose.com) for coupling recommendations and crimp specifications.

**Reattachable Couplings:** Parker Series 82 Push-Lok® couplings.

\*\* **Stock:** “Y” indicates stocked item; “N” indicates non-stocked item. Stock status subject to change. Contact Parker Customer Service.



# THORO-BRAID®

## Medium Pressure Wire Braid Multipurpose Hose

### MSHA

#### Series 7251

Series 7251 is a large diameter, versatile, medium pressure hose designed to handle air, mild chemicals, oil and water. The hose construction incorporates high tensile wire braid reinforcement that provides durability, kink resistance, medium pressure capability, and superior coupling retention. The flame resistant yellow cover meets MSHA requirements and is resistant to abrasion and oil. Series 7251 provides service for high pressure air, dust suppression and water applications in construction, general industrial, mines and quarries.

<b>Tube:</b>	Black chloroprene
<b>Reinforcement:</b>	One or multiple wire braids
<b>Cover:</b>	Yellow nitrile/PVC; perforated wrapped finish
<b>Temp. Range:</b>	-20°F to +212°F (-29°C to +100°C)
<b>Brand Method:</b>	Embossed
<b>Brand Example:</b>	PARKER SERIES 7251 THORO-BRAID® AIR HOSE - WIRE BRAID XXX PSI MAX WP-DE4 FIRE RESISTANT-MSHA # - (DATE CODE) USA
<b>Design Factor:</b>	4:1
<b>Industry Standards:</b>	MSHA
<b>Applications:</b>	<ul style="list-style-type: none"> <li>• Air, mild chemicals, oil, water</li> <li>• Heavy duty air tools, compressors; bull hose, drill hose</li> <li>• Construction, general industrial, mines and quarries</li> </ul>
<b>Vacuum:</b>	Not recommended
<b>Compare to:</b>	Gates 500 MP/Air Drill; Kuriyama T130AK; Veyance Ultrabraid Steel Air
<b>Packaging:</b>	Cartons

Part Number	ID (in)	ID (mm)	Reinf Braids	OD (in)	OD (mm)	Approx Wt (lbs/ft)	Approx Wt (kgs/ft)	Min Bend Rad (in)	Min Bend Rad (mm)	Max Rec WP (psi)	Max Rec WP (bar)	Perm Cplg Rec *	Std Pack Qty (ft)	Stock Status **
7251-1501K	1-1/2	38.1	1	2.062	52.4	1.22	0.55	20.0	508.0	600	41.4	43, 71	150	Y
7251-2002K	2	50.8	2	2.656	67.5	1.89	0.86	25.0	635.0	600	41.4	43, WC	150	Y
7251-2502K	2-1/2	63.5	2	3.156	80.2	2.30	1.04	32.0	812.8	500	34.5	*	150	Y
7251-3002K	3	76.2	2	3.656	92.9	2.73	1.24	36.5	927.1	500	34.5	*	150	Y
7251-4002K	4	101.6	2	4.656	118.3	3.63	1.65	48.0	1219.2	400	27.6	*	150	Y

\* **Couplings:** Refer to CrimpSource® at [www.safehose.com](http://www.safehose.com) for coupling recommendations and crimp specifications.

\*\* **Stock:** "Y" indicates stocked item; "N" indicates non-stocked item. Stock status subject to change. Contact Parker Customer Service.

**⚠ WARNING!** Couplings attached with bands or clamps may reduce the working pressure of the hose assembly to less than the maximum rated working pressure of the hose. Refer to the NAHAD Industrial Hose Assembly Guidelines.



# STINGER™ II

## High Pressure Mine and Multipurpose Hose

### MSHA

#### Series 7268E

Series 7268E is a versatile, high pressure hose designed to handle air, mild chemicals, oil, and water. The hose construction incorporates high tensile wire braid reinforcement that provides durability, kink resistance, high pressure capability, and superior coupling retention. The flame resistant bright yellow cover meets MSHA requirements and is also resistant to abrasion and oil. Series 7268E provides service for high pressure air, dust suppression and water applications in construction, general industrial, mines and quarries.

<b>Tube:</b>	Black nitrile
<b>Reinforcement:</b>	One wire braid
<b>Cover:</b>	Yellow nitrile/PVC; perforated wrapped finish
<b>Temp. Range:</b>	-20°F to +212°F (-29°C to +100°C)
<b>Brand Method:</b>	Embossed (1-1/2" black ink)
<b>Brand Example:</b>	PARKER SERIES 7268E STINGER II (ID) 1000 PSI MAX WP MSHA #
<b>Design Factor:</b>	4:1
<b>Industry Standards:</b>	MSHA
<b>Applications:</b>	<ul style="list-style-type: none"> <li>• Air, mild chemicals, oil, water</li> <li>• Heavy duty air tools, compressors; drill hose, dust suppression in mines</li> <li>• Construction, general industrial, mines and quarries</li> </ul>
<b>Vacuum:</b>	Not recommended
<b>Compare to:</b>	Boston Concord Yellow Jack; Gates 1000MP/Mine Spray; Veyance Minespray, Super Ortac
<b>Packaging:</b>	Reels, cartons

Part Number	ID (in)	ID (mm)	Reinf Braids	OD (in)	OD (mm)	Approx Wt (lbs/ft)	Approx Wt (kgs/ft)	Min Bend Rad (in)	Min Bend Rad (mm)	Max Rec WP (psi)	Max Rec WP (bar)	Perm Cplg Rec *	Std Pack Qty (ft)	Stock Status **
7268E-751	3/4	19.1	1	1.043	26.5	0.34	0.15	6.0	152.4	1000	68.9	HY, 43	524	Y
7268E-751050	3/4	19.1	1	1.043	26.5	0.34	0.15	6.0	152.4	1000	68.9	HY, 43	50	Y
7268E-751100	3/4	19.1	1	1.043	26.5	0.34	0.15	6.0	152.4	1000	68.9	HY, 43	100	Y
7268E-1001	1	25.4	1	1.339	34.0	0.50	0.23	8.0	203.2	1000	68.9	HY, 43	524	Y
7268E-1001050	1	25.4	1	1.339	34.0	0.50	0.23	8.0	203.2	1000	68.9	HY, 43	50	Y
7268E-1001100	1	25.4	1	1.339	34.0	0.50	0.23	8.0	203.2	1000	68.9	HY, 43	100	Y
7268E-1251050	1-1/4	31.8	1	1.630	41.4	0.67	0.30	12.0	304.8	1000	68.9	HY, 43	50	Y
7268E-1251100	1-1/4	31.8	1	1.630	41.4	0.67	0.30	12.0	304.8	1000	68.9	HY, 43	100	Y
7268E-1501050	1-1/2	38.1	1	1.890	48.0	0.86	0.39	14.0	355.6	1000	68.9	43	50	Y
7268E-1501100	1-1/2	38.1	1	1.890	48.0	0.86	0.39	14.0	355.6	1000	68.9	43	100	Y
7268E-2001	2	50.8	1	2.437	62.0	1.14	0.52	18.0	457.2	1000	68.9	43	50	Y
7268E-2001100	2	50.8	1	2.437	62.0	1.14	0.52	18.0	457.2	1000	68.9	43	100	Y

\* **Couplings:** Refer to CrimpSource® at [www.safehose.com](http://www.safehose.com) for coupling recommendations and crimp specifications.

\*\* **Stock:** "Y" indicates stocked item; "N" indicates non-stocked item. Stock status subject to change. Contact Parker Customer Service.

**⚠ WARNING!** Couplings attached with bands or clamps may reduce the working pressure of the hose assembly to less than the maximum rated working pressure of the hose. Refer to the NAHAD Industrial Hose Assembly Guidelines.



# Medium Duty Multipurpose Discharge Hose

## Series SS110

Series SS110 is a large diameter, medium duty discharge hose designed to handle air, mild chemicals, oil, and water. The hose construction incorporates a static wire to conduct an electrical charge to ground, and the cover is resistant to abrasion and weathering.

**NOTE:** Do not use in hot, dry air applications or with refined fuel.

<b>Tube:</b>	Black nitrile
<b>Reinforcement:</b>	Multiple textile plies with static wire
<b>Cover:</b>	Black SBR; perforated wrapped finish
<b>Temp. Range:</b>	-40°F to +180°F (-40°C to +82°C)
<b>Brand Method:</b>	Black text on blue stripe
<b>Brand Example:</b>	PARKER SERIES SS110 MULTIPURPOSE HOSE XXX PSI WP MADE IN USA
<b>Design Factor:</b>	4:1
<b>Applications:</b>	<ul style="list-style-type: none"> <li>• Air, mild chemicals, oil, water</li> <li>• General industrial, oil field</li> </ul>
<b>Vacuum:</b>	Not recommended
<b>Packaging:</b>	Coils

Part Number	ID (in)	ID (mm)	Reinf Plies	OD (in)	OD (mm)	Approx Wt (lbs/ft)	Approx Wt (kgs/ft)	Max Rec WP (psi)	Max Rec WP (bar)	Perm Cplg Rec *	Std Pack Qty (ft)	Stock Status **
SS110-1250	1-1/4	31.8	4	1.875	47.6	0.92	0.42	500	34.5	*	100	N
SS110-1500	1-1/2	38.1	4	2.188	55.6	1.09	0.49	500	34.5	*	100	N
SS110-2000	2	50.8	4	2.750	69.9	1.42	0.64	500	34.5	*	100	Y
SS110-2500	2-1/2	63.5	6	3.375	85.7	2.21	1.00	500	34.5	*	100	N
SS110-3000	3	76.2	6	3.875	98.4	2.55	1.16	500	34.5	*	100	N
SS110-4000	4	101.6	6	5.000	127.0	3.72	1.69	500	34.5	*	100	Y
SS110-6000	6	152.4	8	7.125	181.0	6.27	2.84	400	27.6	*	100	N

\* **Couplings:** Refer to CrimpSource® at [www.safehose.com](http://www.safehose.com) for coupling recommendations and crimp specifications.

\*\* **Stock:** "Y" indicates stocked item; "N" indicates non-stocked item. Stock status subject to change. Contact Parker Customer Service.

**⚠ WARNING!** Couplings attached with bands or clamps may reduce the working pressure of the hose assembly to less than the maximum rated working pressure of the hose. Refer to the NAHAD Industrial Hose Assembly Guidelines.





# DRAGON BREATH® Hot Air Blower Hose

## Series SW360

Series SW360 is a heavy duty, high pressure hot air blower hose designed for bulk loading/unloading of dry materials in plants or transport vehicles. The hose transfers hot air from a compressor to the storage bin/cargo bay to propel bulk product. The hose construction incorporates a tube that features a temperature rating to 350°F (177°C) and resists drying out. The dual wire helix provides full suction capability, kink resistance, flexibility for ease of handling and a path to conduct a static electrical charge to ground. The cover resists abrasion, heat and ozone.

**NOTE:** For larger diameter hose, refer to Series EW360 in Catalog 4800.

<b>Tube:</b>	Black EPDM
<b>Reinforcement:</b>	Multiple textile plies with dual wire helix
<b>Cover:</b>	Black EPDM; wrapped finish
<b>Temp. Range:</b>	-40°F to +350°F (-40°C to +177°C)
<b>Brand Method:</b>	Black text on yellow stripe
<b>Brand Example:</b>	PARKER SERIES SW360 DRAGON BREATH® HOT AIR BLOWER HOSE XXX PSI WP (CAUTION) MADE IN USA
<b>Design Factor:</b>	4:1
<b>Applications:</b>	<ul style="list-style-type: none"> <li>• Hot air blower systems</li> <li>• In-plant transfer; delivery, loading/unloading</li> <li>• General industrial, transportation</li> </ul>
<b>Compare to:</b>	Eaton Boston Wildcat Hot Air; Gates Hot Air Blower; Veyance Plicord Torrid Air
<b>Vacuum:</b>	Full
<b>Packaging:</b>	Coils

Part Number	ID (in)	ID (mm)	Reinf Plies	OD (in)	OD (mm)	Approx Wt (lbs/ft)	Approx Wt (kgs/ft)	Min Bend Rad (in)	Min Bend Rad (mm)	Max Rec WP (psi)	Max Rec WP (bar)	Perm Cplg Rec *	Std Pack Qty (ft)	Stock Status **
SW360-2000	2	50.8	2	2.500	63.5	1.08	0.49	6.0	152.4	200	13.8	*	100	Y
SW360-3000	3	76.2	2	3.563	90.5	1.78	0.81	12.0	304.8	200	13.8	*	100	Y
SW360-4000	4	101.6	2	4.563	115.9	2.46	1.12	16.0	406.4	125	8.6	*	100	Y
SW360-6000	6	152.4	2	6.813	173.0	5.00	2.27	24.0	609.6	100	6.9	*	100	Y

\* **Couplings:** Refer to CrimpSource® at [www.safehose.com](http://www.safehose.com) for coupling recommendations and crimp specifications.

\*\* **Stock:** "Y" indicates stocked item; "N" indicates non-stocked item. Stock status subject to change. Contact Parker Customer Service.

### ⚠️ WARNINGS!

- ▶ Couplings attached with bands or clamps may reduce the working pressure of the hose assembly to less than the maximum rated working pressure of the hose. Refer to the NAHAD Industrial Hose Assembly Guidelines.
- ▶ Do not use with cam and groove couplings, which are designed for use with liquids.



## POLY-CHEM® XLPE Corrugated Chemical Hose Series 7274

Series 7274 is a flexible suction and discharge hose designed to handle many commonly used acids, chemicals and solvents. The cross-linked polyethylene (XLPE) tube will not leach into and contaminate the product being conveyed. The corrugated hose construction incorporates a wire helix that provides full suction capability, flexibility, kink resistance and a path to conduct a static electrical charge to ground. The cover is resistant to abrasion, mild chemicals and ozone. Series 7274 is available in 200-foot continuous lengths.

**NOTE:** Refer to the Safety and Technical section of this catalog for safety, handling and use information. Refer to the Chemical Guide section in Catalog 4800 to determine compatibility with specific chemicals. Contact Parker for additional chemical compatibility information.

<b>Tube:</b>	Translucent cross-linked polyethylene (XLPE)
<b>Reinforcement:</b>	Multiple textile plies with dual wire helix
<b>Cover:</b>	Green EPDM; corrugated wrapped finish
<b>Temp. Range:</b>	-20°F to +160°F (-29°C to +71°C)
<b>Brand Method:</b>	Green text on yellow stripe
<b>Brand Example:</b>	PARKER SERIES 7274 CORRUGATED POLY-CHEM® 200 PSI MAX WP MADE IN USA (LOT#)
<b>Design Factor:</b>	4:1
<b>Industry Standards:</b>	None applicable
<b>Applications:</b>	<ul style="list-style-type: none"> <li>• Acids, chemicals, solvents</li> <li>• In-plant tank transfer</li> <li>• Delivery, transport</li> </ul>
<b>Vacuum:</b>	Full
<b>Compare to:</b>	Boston Panther Chemical Transfer; Veyance Blue Flexwing
<b>Packaging:</b>	Coils

Part Number	ID (in)	ID (mm)	Reinf Plies	OD (in)	OD (mm)	Approx Wt (lbs/ft)	Approx Wt (kgs/ft)	Min Bend Rad (in)	Min Bend Rad (mm)	Max Rec WP (psi)	Max Rec WP (bar)	Perm Cplg Rec *	Std Pack Qty (ft)	Stock Status **
7274-1002	1	25.4	2	1.475	37.5	0.55	0.25	3.0	76.2	200	13.8	43	100	Y
7274-1252	1-1/4	31.8	2	1.710	43.4	0.63	0.29	4.0	101.6	200	13.8	43	100	Y
7274-1502	1-1/2	38.0	2	2.000	50.8	0.77	0.35	5.0	127.0	200	13.8	43	100	Y
7274-2002	2	50.8	2	2.519	65.2	1.14	0.52	6.0	152.4	200	13.8	43, RE, RST, TM, WC	100	Y
7274-2502	2-1/2	63.5	4	3.086	78.4	1.58	0.72	7.0	177.8	200	13.8	*	100	N
7274-3002	3	76.2	4	3.580	90.9	1.91	0.87	7.0	177.8	200	13.8	RE, RST, TM	100	Y
7274-4002	4	101.6	4	4.710	119.6	2.85	1.29	8.0	203.2	200	13.8	*	100	N

\* **Couplings:** Refer to CrimpSource® at [www.safehose.com](http://www.safehose.com) for coupling recommendations and crimp specifications.

\*\* **Stock:** "Y" indicates stocked item; "N" indicates non-stocked item. Stock status subject to change. Contact Parker Customer Service.

### ⚠️ WARNINGS!

- ▶ It is the responsibility of the user to determine if the hose is suitable for the application. Most chemical resistance guides are based on temperatures of 70°F (21°C). Elevated temperatures can change the chemical resistance ratings. Many chemicals will become more aggressive as temperatures increase, reducing the ability of hose compounds to withstand them. Contact Parker for chemical compatibility data at elevated temperatures. If no data exists, users are required to perform compatibility testing at the desired temperature.
- ▶ At operating temperatures of 125°F and above, only permanently attached couplings should be installed. At any operating temperature, couplings attached with bands or clamps may reduce the working pressure of the hose assembly to less than the maximum rated working pressure of the hose. Refer to the NAHAD Industrial Hose Assembly Guidelines.
- ▶ Do not use with internally expanded couplings. Refer to chemical hoses that incorporate a MXLPE tube.





# POLY-CHEM®

## XLPE Chemical Hose

### Series 7276

Series 7276 is a suction and discharge hose designed to handle many commonly used acids, chemicals and solvents. The cross-linked polyethylene (XLPE) tube will not leach into and contaminate the product being conveyed. The hose construction incorporates a wire helix that provides full suction capability, kink resistance and a path to conduct a static electrical charge to ground. The cover is resistant to abrasion, mild chemicals and ozone. Series 7276 is available in 200-foot continuous lengths.

**NOTE:** Refer to the Safety and Technical section of this catalog for safety, handling and use information. Refer to the Chemical Guide section in Catalog 4800 to determine compatibility with specific chemicals. Contact Parker for additional chemical compatibility information.

<b>Tube:</b>	Translucent cross-linked polyethylene (XLPE)
<b>Reinforcement:</b>	Multiple textile plies with dual wire helix
<b>Cover:</b>	Green EPDM; wrapped finish
<b>Temp. Range:</b>	-20°F to +160°F (-29°C to +71°C)
<b>Brand Method:</b>	Green text on yellow stripe
<b>Brand Example:</b>	PARKER SERIES 7276 POLY-CHEM® HOSE 200 PSI MAX WP MADE IN USA (LOT#)
<b>Design Factor:</b>	4:1
<b>Industry Standards:</b>	None applicable
<b>Applications:</b>	<ul style="list-style-type: none"> <li>• Acids, chemicals, solvents</li> <li>• In-plant tank transfer</li> <li>• Delivery, transport</li> </ul>
<b>Vacuum:</b>	Full
<b>Compare to:</b>	Boston Panther Chemical Transfer; Veyance Blue Flexwing
<b>Packaging:</b>	Coils

Part Number	ID (in)	ID (mm)	Reinf Plies	OD (in)	OD (mm)	Approx Wt (lbs/ft)	Approx Wt (kgs/ft)	Min Bend Rad (in)	Min Bend Rad (mm)	Max Rec WP (psi)	Max Rec WP (bar)	Perm Cplg Rec *	Std Pack Qty (ft)	Stock Status **
7276-752	3/4	19.1	2	1.250	31.8	0.45	0.20	3.0	76.2	200	13.8	43	100	Y
7276-1002	1	25.4	2	1.475	37.5	0.56	0.25	4.0	101.6	200	13.8	43	100	Y
7276-1252	1-1/4	31.8	2	1.715	43.6	0.65	0.29	5.0	127.0	200	13.8	43	100	Y
7276-1502	1-1/2	38.0	2	2.000	50.8	0.90	0.41	6.0	152.4	200	13.8	43	100	Y
7276-2002	2	50.8	2	2.567	65.2	1.32	0.60	8.0	203.2	200	13.8	43, HAPS, RE, RST, TM, WC	100	Y
7276-3002	3	76.2	4	3.606	91.6	2.10	0.95	12.0	304.8	200	13.8	RE, RST, TM	100	Y
7276-4002	4	101.6	4	4.700	119.4	2.99	1.36	16.0	406.4	200	13.8	*	100	N

\* **Couplings:** Refer to CrimpSource® at [www.safehose.com](http://www.safehose.com) for coupling recommendations and crimp specifications.

\*\* **Stock:** "Y" indicates stocked item; "N" indicates non-stocked item. Stock status subject to change. Contact Parker Customer Service.

#### ⚠ WARNINGS!

- ▶ It is the responsibility of the user to determine if the hose is suitable for the application. Most chemical resistance guides are based on temperatures of 70°F (21°C). Elevated temperatures can change the chemical resistance ratings. Many chemicals will become more aggressive as temperatures increase, reducing the ability of hose compounds to withstand them. Contact Parker for chemical compatibility data at elevated temperatures. If no data exists, users are required to perform compatibility testing at the desired temperature.
- ▶ At operating temperatures of 125°F and above, only permanently attached couplings should be installed. At any operating temperature, couplings attached with bands or clamps may reduce the working pressure of the hose assembly to less than the maximum rated working pressure of the hose. Refer to the NAHAD Industrial Hose Assembly Guidelines.
- ▶ Do not use with internally expanded couplings. Refer to chemical hoses that incorporate a MXLPE tube.

**Parker Industrial Hose Customer Service**  
 866 810 HOSE (4673) 800 242 HOSE (4673)  
 Wickliffe, OH South Gate, CA  
 Eastern USA Western USA

[www.safehose.com](http://www.safehose.com)  
 e-mail: [indhose@parker.com](mailto:indhose@parker.com)



## BLUE THUNDER® UHMWPE Chemical Hose

### Series 7373T

Series 7373T is a high pressure, high temperature suction and discharge hose designed to handle approximately 98% of commonly used acids, chemicals and solvents. The ultra high molecular weight polyethylene (UHMWPE) tube will not leach into and contaminate the product being conveyed, and features a temperature rating to 250°F (121°C). The corrugated hose construction incorporates a dual wire helix that provides full suction capability, kink resistance, flexibility for ease of handling, and a path to conduct a static electrical charge to ground. The cover is resistant to abrasion, mild chemicals and ozone. Series 7373T is available in 200-foot continuous lengths.

**NOTE:** Refer to the Safety and Technical section of this catalog for safety, handling and use information. Refer to the Chemical Guide section in Catalog 4800 to determine compatibility with specific chemicals. Contact Parker for additional chemical compatibility information.

<b>Tube:</b>	Translucent ultra high molecular weight polyethylene (UHMWPE)
<b>Reinforcement:</b>	Multiple textile plies with dual wire helix
<b>Cover:</b>	Blue EPDM; corrugated wrapped finish
<b>Temp. Range:</b>	-40°F to +250°F (-40°C to +121°C)
<b>Brand Method:</b>	Yellow text on blue stripe
<b>Brand Example:</b>	PARKER SERIES 7373T BLUE THUNDER® UHMWPE TUBE MAX WP 200 PSI MADE IN USA (LOT#)
<b>Design Factor:</b>	4:1
<b>Industry Standards:</b>	None applicable
<b>Applications:</b>	<ul style="list-style-type: none"> <li>• Acid, chemicals, solvents</li> <li>• In-plant and storage tank transfer</li> <li>• Delivery, transport</li> </ul>
<b>Vacuum:</b>	Full
<b>Compare to:</b>	Boston Chemcat; Gates Renegade; Veyance Fabchem
<b>Packaging:</b>	Coils

(Continued on the following page)

#### ⚠ WARNINGS!

- ▶ It is the responsibility of the user to determine if the hose is suitable for the application. Most chemical resistance guides are based on temperatures of 70°F (21°C). Elevated temperatures can change the chemical resistance ratings. Many chemicals will become more aggressive as temperatures increase, reducing the ability of hose compounds to withstand them. Contact Parker for chemical compatibility data at elevated temperatures. If no data exists, users are required to perform compatibility testing at the desired temperature.
- ▶ At operating temperatures of 125°F and above, only permanently attached couplings should be installed. At any operating temperature, couplings attached with bands or clamps may reduce the working pressure of the hose assembly to less than the maximum rated working pressure of the hose. Refer to the NAHAD Industrial Hose Assembly Guidelines.
- ▶ Do not use with internally expanded couplings. Refer to chemical hoses that incorporate a MXLPE tube.

## Series 7373T Hose – Blue Thunder® UHMWPE Chemical Hose (Continued)

Part Number	ID (in)	ID (mm)	Reinf Plies	OD (in)	OD (mm)	Approx Wt (lbs/ft)	Approx Wt (kgs/ft)	Min Bend Rad (in)	Min Bend Rad (mm)	Max Rec WP (psi)	Max Rec WP (bar)	Perm Cplg Rec *	Std Pack Qty (ft)	Stock Status **
7373T-750	3/4	19.1	2	1.193	30.3	0.40	0.18	3.0	76.2	200	13.8	43	100	Y
7373T-1000	1	25.4	2	1.457	37.0	0.55	0.25	3.0	76.2	200	13.8	43	100	Y
7373T-1250	1-1/4	31.8	2	1.700	43.2	0.64	0.29	4.0	101.6	200	13.8	43	100	Y
7373T-1500	1-1/2	38.1	2	1.965	49.9	0.79	0.36	5.0	127.0	200	13.8	43	100	Y
7373T-2000	2	50.8	2	2.560	65.0	1.27	0.58	6.0	152.4	200	13.8	43, RE, RST, TM, WC	100	Y
7373T-2500	2-1/2	63.5	4	3.154	80.1	1.73	0.78	7.0	177.8	200	13.8	*	100	N
7373T-3000	3	76.2	4	3.645	92.6	2.12	0.96	7.0	177.8	200	13.8	HAPS, RE, RST, TM	100	Y
7373T-4000	4	101.6	4	4.724	120.0	3.02	1.37	8.0	203.2	200	13.8	HAPS	100	Y

\* **Couplings:** Refer to CrimpSource® at [www.safehose.com](http://www.safehose.com) for coupling recommendations and crimp specifications.

\*\* **Stock:** “Y” indicates stocked item; “N” indicates non-stocked item. Stock status subject to change. Contact Parker Customer Service.





## TITANFLEX® Modified XLPE Chemical Hose

Series SWC683 (Black) and  
Series SWC683G (Green)

Series SWC683/SWC683G is a flexible, lightweight, high pressure, high temperature suction and discharge hose designed to handle many commonly used acids, chemicals and solvents. The modified cross-linked polyethylene (MXLPE) tube will not leach into and contaminate the product being conveyed, and features a temperature rating to 250°F (121°C). Series SWC683/SWC683G can be cleaned with a 10% alkali bath, hot water or low pressure steam. The corrugated hose construction incorporates a dual wire helix that provides full suction capability, flexibility, kink resistance and a path to conduct a static electrical charge to ground, and is suitable for use with internally expanded couplings. The cover is resistant to abrasion, mild chemicals and ozone.

**NOTE:** Refer to the Safety and Technical section of this catalog for safety, handling and use information. Refer to the Chemical Guide section in Catalog 4800 to determine compatibility with specific chemicals. Contact Parker for additional chemical compatibility information.

<b>Tube:</b>	Tan modified cross-linked polyethylene (MXLPE)
<b>Reinforcement:</b>	Multiple textile plies with dual wire helix
<b>Cover:</b>	<b>SWC683:</b> Black EPDM, corrugated wrapped finish <b>SWC683G:</b> Green EPDM, corrugated wrapped finish
<b>Temp. Range:</b>	-40°F to +250°F (-40°C to +121°C)
<b>Brand Method:</b>	Red text on yellow stripe
<b>Brand Example:</b>	PARKER (SERIES) TITANFLEX® MOD XLPE CHEMICAL SUCTION XXX PSI WP MADE IN USA
<b>Design Factor:</b>	4:1
<b>Industry Standards:</b>	None applicable
<b>Applications:</b>	<ul style="list-style-type: none"> <li>• Acid, chemicals, solvents</li> <li>• In-plant tank transfer</li> <li>• Delivery, transport</li> </ul>
<b>Vacuum:</b>	Full
<b>Compare To:</b>	Gates Mustang
<b>Packaging:</b>	Coils

(Continued on the following page)

### ⚠️ WARNINGS!

- ▶ It is the responsibility of the user to determine if the hose is suitable for the application. Most chemical resistance guides are based on temperatures of 70°F (21°C). Elevated temperatures can change the chemical resistance ratings. Many chemicals will become more aggressive as temperatures increase, reducing the ability of hose compounds to withstand them. Contact Parker for chemical compatibility data at elevated temperatures. If no data exists, users are required to perform compatibility testing at the desired temperature.
- ▶ At operating temperatures of 125°F and above, only permanently attached couplings should be installed. At any operating temperature, couplings attached with bands or clamps may reduce the working pressure of the hose assembly to less than the maximum rated working pressure of the hose. Refer to the NAHAD Industrial Hose Assembly Guidelines.

## Series SWC683 (Black) and Series SWC683G (Green) Hose – Titanflex® Modified XLPE Chemical Hose (Continued)

### Series SWC683 (Black)

Part Number	ID (in)	ID (mm)	Reinf Plies	OD (in)	OD (mm)	Approx Wt (lbs/ft)	Approx Wt (kgs/ft)	Min Bend Rad (in)	Min Bend Rad (mm)	Max Rec WP (psi)	Max Rec WP (bar)	Perm Cplg Rec *	Std Pack Qty (ft)	Stock Status **
SWC683-1000	1	25.4	2	1.500	38.1	0.49	0.22	2.0	50.8	250	17.2	*	100	Y
SWC683-1500	1-1/2	38.1	2	2.031	51.6	0.71	0.32	3.0	76.2	250	17.2	*	100	Y
SWC683-2000	2	50.8	2	2.563	65.1	1.05	0.48	4.0	101.6	250	17.2	*	100	Y
SWC683-2500	2-1/2	63.5	2	3.015	76.6	1.47	0.67	5.0	127.0	200	13.8	*	100	N
SWC683-3000	3	76.2	2	3.625	92.1	1.93	0.88	6.0	152.4	200	13.8	*	100	Y
SWC683-4000	4	101.6	2	4.625	117.5	2.60	1.21	8.0	203.2	175	12.1	*	100	Y
SWC683-6000	6	152.4	2	6.750	171.5	4.22	1.91	18.0	457.2	125	8.6	*	100	N

\* **Couplings:** Refer to CrimpSource® at [www.safehose.com](http://www.safehose.com) for coupling recommendations and crimp specifications.

\*\* **Stock:** “Y” indicates stocked item; “N” indicates non-stocked item. Stock status subject to change. Contact Parker Customer Service.

### Series SWC683G (Green)

Part Number	ID (in)	ID (mm)	Reinf Plies	OD (in)	OD (mm)	Approx Wt (lbs/ft)	Approx Wt (kgs/ft)	Min Bend Rad (in)	Min Bend Rad (mm)	Max Rec WP (psi)	Max Rec WP (bar)	Perm Cplg Rec *	Std Pack Qty (ft)	Stock Status **
SWC683G-1000	1	25.4	2	1.500	38.1	0.49	0.22	2.0	50.8	250	17.2	*	100	Y
SWC683G-1500	1-1/2	38.1	2	2.031	51.6	0.77	0.35	3.0	76.2	250	17.2	*	100	N
SWC683G-2000	2	50.8	2	2.563	65.1	1.04	0.47	4.0	101.6	250	17.2	*	100	Y
SWC683G-2500	2-1/2	63.5	2	3.015	76.6	1.48	0.67	5.0	127.0	200	13.8	*	100	N
SWC683G-3000	3	76.2	2	3.625	92.1	1.98	0.90	6.0	152.4	200	13.8	*	100	Y
SWC683G-4000	4	101.6	2	4.625	117.5	2.66	1.21	8.0	203.2	175	12.1	*	100	Y

\* **Couplings:** Refer to CrimpSource® at [www.safehose.com](http://www.safehose.com) for coupling recommendations and crimp specifications.

\*\* **Stock:** “Y” indicates stocked item; “N” indicates non-stocked item. Stock status subject to change. Contact Parker Customer Service.



# Premium Concrete Placement Hose

## SBR Tube

### Series SS123

Series SS123 is a premium grade, high quality concrete placement hose for wet abrasive materials. The thick SBR tube provides abrasion resistance and the thick wall incorporates multiple plies of reinforcement for kink resistance. The SBR cover is resistant to abrasion, cuts, gouges, scuffs and weathering.

- Tube:** Black SBR
- Reinforcement:** Multiple textile plies
- Cover:** Black SBR; wrapped finish
- Temp. Range:** -40°F to +180°F (-40°C to +82°C)
- Brand Method:** Black text on green stripe
- Brand Example:** PARKER SERIES SS123 PREMIUM CONCRETE PUMP HOSE XXX PSI WP MADE IN USA
- Design Factor:** 4:1
- Industry Standards:** None applicable
- Applications:**
  - Wet abrasive materials, concrete
  - Construction, general industrial
- Vacuum:** Not recommended
- Packaging:** Coils

Part Number	ID (in)	ID (mm)	Reinf Plies	OD (in)	OD (mm)	Approx Wt (lbs/ft)	Approx Wt (kgs/ft)	Max Rec WP (psi)	Max Rec WP (bar)	Std Pack Qty (ft)	Stock Status **
SS123-1000	1	25.4	2	1.500	38.1	0.46	0.21	800	55.2	100	N
SS123-1250	1-1/4	31.8	2	1.750	44.5	0.57	0.26	800	55.2	100	Y
SS123-1500	1-1/2	38.1	2	2.188	55.6	0.99	0.45	800	55.2	100	N
SS123-2000	2	50.8	4	2.813	71.4	1.40	0.64	800	55.2	100	Y
SS123-2500	2-1/2	63.5	4	3.313	84.1	1.77	0.80	500	34.5	100	N
SS123-3000	3	76.2	6	4.063	103.2	2.80	1.27	500	34.5	100	Y
SS123-4000	4	101.6	6	5.063	128.6	4.02	1.82	500	34.5	100	Y
SS123-5000	5	127.0	6	6.250	158.8	4.93	2.24	500	34.5	100	Y
SS123-6000	6	152.4	6	7.313	185.7	6.18	2.80	500	34.5	100	Y

\*\* Stock: "Y" indicates stocked item; "N" indicates non-stocked item. Stock status subject to change. Contact Parker Customer Service.

**⚠ WARNING!** Couplings attached with bands or clamps may reduce the working pressure of the hose assembly to less than the maximum rated working pressure of the hose. Refer to the NAHAD Industrial Hose Assembly Guidelines.





# Dry Cement Hose

## 1/8" SBR Tube

### Series SS135

Series SS135 is a lightweight, low pressure discharge hose for dry abrasive materials such as cement and powders. The static dissipating 1/8" SBR tube provides abrasion resistance and the SBR cover is resistant to abrasion, cuts, scuffs and weathering.

- Tube:** 1/8" Black SBR; static dissipating
- Reinforcement:** Multiple textile plies
- Cover:** Black SBR; wrapped finish
- Temp. Range:** -40°F to +180°F (-40°C to +83°C)
- Brand Method:** Black text on white stripe
- Brand Example:** PARKER SERIES SS135 DRY CEMENT DISCHARGE 65 PSI WP MADE IN USA
- Design Factor:** 4:1
- Industry Standards:** None applicable
- Applications:**
  - Abrasive materials, dry cement, lime, powders, silica
  - Bulk transport trucks
  - Construction, general industrial
- Vacuum:** Not recommended
- Compare to:** Boston Lynx HD; Gates Dry Cement Delivery; Thermoid Transporter; Veyance Black Softwall
- Packaging:** Coils

Part Number	ID (in)	ID (mm)	Reinf Plies	OD (in)	OD (mm)	Approx Wt (lbs/ft)	Approx Wt (kgs/ft)	Max Rec WP (psi)	Max Rec WP (bar)	Std Pack Qty (ft)	Stock Status **
SS135-4000	4	101.6	2	4.500	114.3	1.49	0.68	65	4.5	100	Y
SS135-4500	4-1/2	114.3	2	5.000	127.0	1.71	0.78	65	4.5	100	Y
SS135-5000	5	127.0	2	5.500	139.7	1.90	0.86	65	4.5	100	N
SS135-6000	6	152.4	2	6.560	166.6	2.32	1.05	65	4.5	100	N

\*\* **Stock:** "Y" indicates stocked item; "N" indicates non-stocked item. Stock status subject to change. Contact Parker Customer Service.

**⚠ WARNING!** Couplings attached with bands or clamps may reduce the working pressure of the hose assembly to less than the maximum rated working pressure of the hose. Refer to the NAHAD Industrial Hose Assembly Guidelines.





# Dry Cement Hose

## 3/16" SBR Tube

### Series SS147

Series SS147 is a lightweight, low pressure discharge hose for dry abrasive materials such as cement and powders. The static dissipating 3/16" SBR tube provides abrasion resistance and the SBR cover is resistant to abrasion, cuts, scuffs and weathering.

- Tube:** 3/16" Black SBR; static dissipating
- Reinforcement:** Multiple textile plies
- Cover:** Black SBR; wrapped finish
- Temp. Range:** -40°F to +180°F (-40°C to +83°C)
- Brand Method:** Black text on green stripe
- Brand Example:** PARKER SERIES SS147 DRY MATERIAL DISCHARGE HOSE 60 PSI WP  
MADE IN USA
- Design Factor:** 4:1
- Industry Standards:** None applicable
- Applications:**
  - Abrasive dry materials, cement, lime, powders, silica
  - In-plant transfer/loading, bulk transport trucks
  - Construction, general industrial
- Vacuum:** Not recommended
- Compare to:** Boston Lynx HD; Gates Dry Cement Delivery; Thermoid Transporter; Veyance Black Softwall
- Packaging:** Coils

Part Number	ID (in)	ID (mm)	Reinf Plies	OD (in)	OD (mm)	Approx Wt (lbs/ft)	Approx Wt (kgs/ft)	Max Rec WP (psi)	Max Rec WP (bar)	Std Pack Qty (ft)	Stock Status **
SS147-4000	4	101.6	2	4.625	117.5	1.96	0.89	60	4.1	100	Y

\*\* Stock: "Y" indicates stocked item; "N" indicates non-stocked item. Stock status subject to change. Contact Parker Customer Service.

**⚠ WARNING!** Couplings attached with bands or clamps may reduce the working pressure of the hose assembly to less than the maximum rated working pressure of the hose. Refer to the NAHAD Industrial Hose Assembly Guidelines.





# Heavy Duty Dry Cement Hose

## 1/4" SBR Tube

### Series SS247

Series SS247 is a flexible, heavy duty discharge hose for dry abrasive materials such as pebble lime and sand. The static dissipating 1/4" SBR tube provides abrasion resistance and the SBR cover is resistant to abrasion, cuts, scuffs and weathering.

**NOTE:** Customized versions of this product are available. Contact Parker.

- Tube:** 1/4" Black SBR; static dissipating
- Reinforcement:** Multiple textile plies
- Cover:** Black SBR; wrapped finish
- Temp. Range:** -40°F to +180°F (-40°C to +83°C)
- Brand Method:** Black text on blue stripe
- Brand Example:** PARKER SERIES SS247 HEAVY DUTY DRY CEMENT HOSE XX PSI WP MADE IN USA
- Design Factor:** 3:1
- Industry Standards:** None applicable
- Applications:**
  - Dry abrasive materials, cement, pebble lime, powders, sand, silica
  - In-plant transfer/loading, bulk transport trucks
  - Construction, general industrial
- Vacuum:** Not recommended
- Compare to:** Boston Lynx HD; Gates Dry Cement Delivery; Thermoid Transporter; Veyance Black Softwall
- Packaging:** Coils

Part Number	ID (in)	ID (mm)	Reinf Plies	OD (in)	OD (mm)	Approx Wt (lbs/ft)	Approx Wt (kgs/ft)	Max Rec WP (psi)	Max Rec WP (bar)	Std Pack Qty (ft)	Stock Status **
SS247-4000	4	101.6	2	4.750	120.7	2.49	1.13	75	5.2	100	Y
SS247-4500	4-1/2	114.3	2	5.250	133.4	2.79	1.27	75	5.2	100	N
SS247-5000	5	127.0	2	5.750	146.1	3.11	1.41	75	5.2	100	Y
SS247-6000	6	152.4	2	6.750	171.5	3.69	1.67	70	4.8	100	N
SS247-8000	8	203.2	2	8.750	222.3	4.88	2.21	60	4.1	100	N

\*\* **Stock:** "Y" indicates stocked item; "N" indicates non-stocked item. Stock status subject to change. Contact Parker Customer Service.

**⚠ WARNING!** Couplings attached with bands or clamps may reduce the working pressure of the hose assembly to less than the maximum rated working pressure of the hose. Refer to the NAHAD Industrial Hose Assembly Guidelines.





# WILDCATTER®

## Slim Hole Rotary Drill Hose

### Series 7234

Series 7234 is a heavy duty, high pressure, versatile hose designed to handle cement solutions, mild chemicals, oil and water in oil field applications such as rotary service on portable drilling units, reverse circulation systems, seismic equipment and workover rigs. The hose construction incorporates multiple plies of high tensile wire reinforcement that provide high pressure capability, crush resistance, durability, kink resistance and a path to conduct a static electrical charge to ground. The nitrile/PVC cover is resistant to abrasion, oil and weathering.

<b>Tube:</b>	Black nitrile
<b>Reinforcement:</b>	Multiple wire plies
<b>Cover:</b>	Black nitrile/PVC; wrapped finish
<b>Temp. Range:</b>	-40°F to +200°F (-40°C to +93°C)
<b>Brand Method:</b>	Black text on blue stripe
<b>Brand Example:</b>	PARKER SERIES 7234 WILDCATTER® 3000 PSI MAX WP (CAGE CODE) (DATE/MFG CODE)
<b>Design Factor:</b>	3.3:1
<b>Industry Standards:</b>	None applicable
<b>Applications:</b>	<ul style="list-style-type: none"> <li>• Cement solutions, mild chemicals, oil, water</li> <li>• Portable drilling units, workover rigs</li> <li>• General industrial, oil field</li> </ul>
<b>Vacuum:</b>	Not recommended
<b>Compare to:</b>	Gates Powerbraid Plus Slim Rotary Hole
<b>Packaging:</b>	Coils

Part Number	ID (in)	ID (mm)	Reinf Plies	OD (in)	OD (mm)	Approx Wt (lbs/ft)	Approx Wt (kgs/ft)	Min Bend Rad (in)	Min Bend Rad (mm)	Max Rec WP (psi)	Max Rec WP (bar)	Perm Cplg Rec *	Std Pack Qty (ft)	Stock Status **
7234-2002	2	50.8	4	2.593	65.9	2.75	1.25	12.5	317.5	3000	206.8	WC	100	Y

\* **Couplings:** Refer to CrimpSource® at [www.safehose.com](http://www.safehose.com) for coupling recommendations and crimp specifications.

\*\* **Stock:** "Y" indicates stocked item; "N" indicates non-stocked item. Stock status subject to change. Contact Parker Customer Service.

**⚠ WARNING!** Couplings attached with bands or clamps may reduce the working pressure of the hose assembly to less than the maximum rated working pressure of the hose. Refer to the NAHAD Industrial Hose Assembly Guidelines.



# WILDCATTER®

## Hot Oiler Hose

### Series 7301

Series 7301 is a heavy duty, high pressure hose for hot oil at 275°F continuous/300°F intermittent (135°C/149°C). The hose construction incorporates multiple wire braids of reinforcement for crush resistance, durability, kink resistance and a path to conduct a static electrical charge to ground. The cover is resistant to abrasion, heat, oil and weathering.

<b>Tube:</b>	Black chloroprene
<b>Reinforcement:</b>	Multiple wire braids
<b>Cover:</b>	Black chloroprene; wrapped finish
<b>Temp. Range:</b>	-40°F to +275°F/300°F (-40°C to +135°C/149°C)
<b>Brand Method:</b>	Red text on black stripe
<b>Brand Example:</b>	PARKER SERIES 7301 WILDCATTER HOT OILER HOSE (ID) 2250 PSI MAX WP TEMP RATING 275°F CONTINUOUS 300°F INTERMITTENT 001 (DATE CODE)
<b>Design Factor:</b>	3:1
<b>Industry Standards:</b>	None applicable
<b>Applications:</b>	<ul style="list-style-type: none"> <li>• Hot asphalt, glue, tar, oil, wax</li> <li>• In-plant transfer; delivery trucks</li> <li>• Construction, general industrial, oil field</li> </ul>
<b>Vacuum:</b>	Not recommended
<b>Packaging:</b>	Coils

Part Number	ID (in)	ID (mm)	Reinf Braids	OD (in)	OD (mm)	Approx Wt (lbs/ft)	Approx Wt (kgs/ft)	Min Bend Rad (in)	Min Bend Rad (mm)	Max Rec WP (psi)	Max Rec WP (bar)	Perm Cplg Rec *	Std Pack Qty (ft)	Stock Status **
7301-1502	1-1/2	38.1	2	2.000	50.8	1.59	0.72	13.0	330.2	2250	155.1	71	50	Y
7301-1502075	1-1/2	38.1	2	2.000	50.8	1.59	0.72	13.0	330.2	2250	155.1	71	75	Y

\* **Couplings:** Refer to CrimpSource® at [www.safehose.com](http://www.safehose.com) for coupling recommendations and crimp specifications.

\*\* **Stock:** "Y" indicates stocked item; "N" indicates non-stocked item. Stock status subject to change. Contact Parker Customer Service.

**⚠ WARNING!** Couplings attached with bands or clamps may reduce the working pressure of the hose assembly to less than the maximum rated working pressure of the hose. Refer to the NAHAD Industrial Hose Assembly Guidelines.



# Mud Discharge Hose

## Series 7309

Series 7309 is a heavy duty, high pressure discharge hose designed to handle drilling mud, mild chemicals, petroleum waste and water. The hose construction incorporates a heavy wall for durability and a static wire as a path to conduct a static electrical charge to ground. The cover is resistant to abrasion, heat, mild chemicals and weathering. Series 7309 is available in 200-foot continuous lengths.

<b>Tube:</b>	Black nitrile; ARPM Class A oil resistance
<b>Reinforcement:</b>	Multiple textile plies with static wire
<b>Cover:</b>	Black chloroprene; wrapped finish
<b>Temp. Range:</b>	-20°F to +180°F (-28°C to +82°C)
<b>Brand Method:</b>	Black text on yellow stripe
<b>Brand Example:</b>	PARKER SERIES 7309 MUD HOSE 300 PSI MAX WP MADE IN USA
<b>Design Factor:</b>	4:1
<b>Industry Standards:</b>	ARPM Class A oil resistant tube
<b>Applications:</b>	<ul style="list-style-type: none"> <li>• Drilling mud, mild chemicals, oil, water</li> <li>• General industrial, oil field</li> </ul>
<b>Vacuum:</b>	Not recommended
<b>Packaging:</b>	Coils

Part Number	ID (in)	ID (mm)	Reinf Plies	OD (in)	OD (mm)	Approx Wt (lbs/ft)	Approx Wt (kgs/ft)	Min Bend Rad (in)	Min Bend Rad (mm)	Max Rec WP (psi)	Max Rec WP (bar)	Perm Cplg Rec *	Std Pack Qty (ft)	Stock Status **
7309-2000	2	50.8	4	2.764	70.2	1.75	0.79	24.0	609.6	300	20.7	*	100	N
7309-3000	3	76.2	4	3.835	97.4	2.67	1.21	36.0	914.4	300	20.7	*	100	N
7309-4000	4	101.6	4	4.898	124.4	3.58	1.62	48.0	1219.2	300	20.7	*	100	Y
7309-5000	5	127.0	4	5.937	150.8	4.61	2.09	60.0	1524.0	300	20.7	*	100	N
7309-6000	6	152.4	6	7.087	180.0	6.28	2.85	72.0	1828.8	300	20.7	*	100	Y
7309-8000	8	203.2	6	9.250	233.2	8.84	4.01	96.0	2438.4	300	20.7	*	100	N

\* **Couplings:** Refer to CrimpSource® at [www.safehose.com](http://www.safehose.com) for coupling recommendations and crimp specifications.

\*\* **Stock:** "Y" indicates stocked item; "N" indicates non-stocked item. Stock status subject to change. Contact Parker Customer Service.

**⚠ WARNING!** Couplings attached with bands or clamps may reduce the working pressure of the hose assembly to less than the maximum rated working pressure of the hose. Refer to the NAHAD Industrial Hose Assembly Guidelines.



# Mud Suction Hose

Series TKW160

## Custom Made Hose

Series TKW160 is a large diameter suction and discharge hose designed to handle drilling mud, mild chemicals, oily water, petroleum waste and sewage in oil field applications such as a flexible, vibration-dampening connection between the slush pump and mud pit during rotary well drilling. The hose construction incorporates a wire helix that provides full suction capability, kink resistance, and a path to conduct a static electrical charge to ground. The cover is resistant to abrasion, oil and weathering.

**NOTE:** Other customized versions of this product are available. Contact Parker.

<b>Tube:</b>	Black nitrile
<b>Reinforcement:</b>	Multiple textile plies with wire helix
<b>Cover:</b>	Black synthetic rubber; wrapped finish
<b>Temp. Range:</b>	-40°F to +180°F (-40°C to +82°C)
<b>Brand Method:</b>	Black text on red stripe
<b>Brand Example:</b>	PARKER MUD SUCTION HOSE
<b>Design Factor:</b>	4:1
<b>Industry Standards:</b>	None applicable
<b>Applications:</b>	<ul style="list-style-type: none"> <li>• Drilling mud, mild chemicals, oily water, petroleum waste, sewage</li> <li>• General industrial, oil field</li> </ul>
<b>Vacuum:</b>	Full
<b>Packaging:</b>	Coils; straight lengths in bales or slat packs
<b>Couplings:</b>	Plain ends or ends per customer specification

Part Number	ID (in)	ID (mm)	Reinf Plies	OD (in)	OD (mm)	Approx Wt (lbs/ft)	Approx Wt (kgs/ft)	Min Bend Rad (in)	Min Bend Rad (mm)	Max Rec WP (psi)	Max Rec WP (bar)	Max Lg (ft)
TKW160-4000	4	101.6	4	5.000	127.0	4.7	2.13	24.0	609.6	100	7.0	100
TKW160-6000	6	152.4	4	7.125	181.0	8.5	3.90	36.0	914.4	100	7.0	100
TKW160-8000	8	203.2	4	9.250	235.0	12.8	5.81	48.0	1219.2	100	7.0	100
TKW160-10000	10	254.0	4	11.375	288.9	19.5	8.85	60.0	1524.0	100	7.0	50
TKW160-12000	12	304.8	4	13.375	339.7	24.8	11.25	72.0	1828.8	100	7.0	50



# Corrugated Fracturing (Frac) Tank Hose

## Series 7307

Series 7307 is a versatile suction and discharge hose designed to handle brine, crude oil, drilling mud, mild chemicals, petroleum waste, sediments, sludge, slurries and water in oil field applications such as frac tank service. The corrugated hose construction incorporates a wire helix that provides full suction capability, flexibility, kink resistance, and a path to conduct a static electrical charge to ground. The nitrile/SBR cover is resistant to abrasion, oil and weathering. Series 7307 is available in 200-foot continuous lengths.

**NOTE:** Do not use with refined oil or fuel. Series 7307 is not intended for transfer of undiluted solutions of diesel fuel, fuel oil, kerosene or petroleum distillates. However, it is suitable for transferring common oil field media that may contain additives such as diesel fuel, fuel oil, kerosene or petroleum distillates used as corrosion or freeze inhibitors, or gelling agents.

<b>Tube:</b>	Black nitrile/SBR
<b>Reinforcement:</b>	Multiple textile plies with wire helix
<b>Cover:</b>	Black nitrile/SBR; corrugated wrapped finish
<b>Temp. Range:</b>	-20°F to +180°F (-28°C to +82°C)
<b>Brand Method:</b>	Yellow text on blue stripe
<b>Brand Example:</b>	PARKER SERIES 7307 OILFIELD SUCTION & FRAC TANK HOSE 150 PSI MADE IN USA
<b>Design Factor:</b>	3:1
<b>Industry Standards:</b>	None applicable
<b>Applications:</b>	<ul style="list-style-type: none"> <li>• Brine, crude oil, mild chemicals, petroleum waste, sediments, sludge, slurries, water</li> <li>• Frac tank transfer, oil field waste recovery, general industrial</li> </ul>
<b>Vacuum:</b>	Full
<b>Compare to:</b>	Texcel Super Frac
<b>Packaging:</b>	Coils

Part Number	ID (in)	ID (mm)	Reinf Plies	OD (in)	OD (mm)	Approx Wt (lbs/ft)	Approx Wt (kgs/ft)	Min Bend Rad (in)	Min Bend Rad (mm)	Max Rec WP (psi)	Max Rec WP (bar)	Perm Cplg Rec *	Std Pack Qty (ft)	Stock Status **
7307-6000	6	152.4	3	6.710	170.4	4.55	2.06	18.0	457.2	150	10.3	*	100	Y
7307-8000	8	203.2	3	8.800	223.5	6.90	3.13	24.0	609.6	150	10.3	*	100	Y

\* **Couplings:** Refer to CrimpSource® at [www.safehose.com](http://www.safehose.com) for coupling recommendations and crimp specifications.

\*\* **Stock:** "Y" indicates stocked item; "N" indicates non-stocked item. Stock status subject to change. Contact Parker Customer Service.

**WARNING!** Couplings attached with bands or clamps may reduce the working pressure of the hose assembly to less than the maximum rated working pressure of the hose. Refer to the NAHAD Industrial Hose Assembly Guidelines.



# Frac Blender Hose

## High Pressure Fluid Transfer Hose

### Series 7311

Series 7311 is a versatile discharge hose designed to handle brine, mild chemicals, petroleum waste, sediments, sludge, sand slurries and water in oil field applications such as frac blender and tank service. The hose construction incorporates a heavy wall for additional abrasion resistance and durability and a static dissipating tube that provides a path to conduct a static electrical charge to ground. The blended SBR cover is resistant to abrasion and weathering. Series 7311 is available in 200-foot continuous lengths through 4" ID.

**NOTE:** Do not use with refined oil or fuel. Series 7311 is not intended for transfer of undiluted solutions of diesel fuel, fuel oil, kerosene or petroleum distillates. However, it is suitable for transferring common oil field media that may contain additives such as diesel fuel, fuel oil, kerosene or petroleum distillates used as corrosion or freeze inhibitors, or gelling agents.

**Tube:** Black SBR blend; abrasion resistant and static dissipating  
**Reinforcement:** Multiple textile plies  
**Cover:** Black SBR blend; wrapped finish.  
**Temp. Range:** -20°F to +180°F (-28°C to +82°C)  
**Brand Method:** Yellow text on blue stripe  
**Brand Example:** PARKER SERIES 7311 FRAC BLENDER HOSE 400 PSI MAX WP  
 MADE IN USA

**Industry Standards:** None applicable

**Applications:**

- Brine, fracturing fluids, mild chemicals, petroleum waste, sediments, sludge, sand slurries, water
- Frac tank transfer, oil field waste recovery, general industrial

**Vacuum:** Not recommended

**Compare to:** Thermoid Transporter Oilfield Frac; Veyance Plicord Oilfield Frac

**Packaging:** Coils

Part Number	ID (in)	ID (mm)	Reinf Plies	OD (in)	OD (mm)	Approx Wt (lbs/ft)	Approx Wt (kgs/ft)	Min Bend Rad (in)	Min Bend Rad (mm)	Max Rec WP (psi)	Max Rec WP (bar)	Perm Cplg Rec *	Std Pack Qty (ft)	Stock Status **
7311-3000	3	76.2	4	3.840	97.5	2.08	0.94	30.0	762.0	400	27.6	*	100	N
7311-4000	4	101.6	4	4.830	122.7	2.59	1.17	40.0	1016.0	400	27.6	*	100	Y
7311-6000	6	152.4	6	7.110	180.6	5.21	2.36	60.0	1524.0	400	27.6	*	100	N

**Note:** Minimum Bend Radius is considered reference only.

\* **Couplings:** Refer to CrimpSource® at [www.safehose.com](http://www.safehose.com) for coupling recommendations and crimp specifications.

\*\* **Stock:** "Y" indicates stocked item; "N" indicates non-stocked item. Stock status subject to change. Contact Parker Customer Service.

**⚠ WARNING!** Couplings attached with bands or clamps may reduce the working pressure of the hose assembly to less than the maximum rated working pressure of the hose. Refer to the NAHAD Industrial Hose Assembly Guidelines.





# X-TREME™

## Abrasion Resistant Frac Blender Hose

### High Pressure Fluid Transfer

#### Series 7311XT

Series 7311XT is a versatile discharge hose designed to handle brine, mild chemicals, petroleum waste, sediments, sludge, sand slurries and water in oil field applications such as frac blender and tank service. The hose construction incorporates a heavy wall for additional abrasion resistance and durability and a static dissipating tube that provides a path to conduct a static electrical charge to ground. The blended SBR cover is resistant to abrasion and weathering, and features a layer of ultra high molecular weight polyethylene (UHMWPE) bonded to the cover for extreme abrasion resistance, ease of handling and service life. Series 7311XT is available in 200-foot continuous lengths through 4" ID.

**NOTE:** Do not use with refined oil or fuel. Series 7311XT is not intended for transfer of undiluted solutions of diesel fuel, fuel oil, kerosene or petroleum distillates. However, it is suitable for transferring common oil field media that may contain additives such as diesel fuel, fuel oil, kerosene or petroleum distillates used as corrosion or freeze inhibitors, or gelling agents.

<b>Tube:</b>	Black SBR blend; abrasion resistant and static dissipating
<b>Reinforcement:</b>	Multiple textile plies
<b>Cover:</b>	Black SBR blend; wrapped finish; a clear, abrasion resistant, ultra high molecular weight polyethylene (UHMWPE) layer is bonded to the cover.
<b>Temp. Range:</b>	-20°F to +180°F (-28°C to +82°C)
<b>Brand Method:</b>	Yellow text on blue stripe
<b>Brand Example:</b>	PARKER SERIES 7311XT FRAC BLENDER HOSE 400 PSI MAX WP MADE IN USA
<b>Industry Standards:</b>	None applicable
<b>Applications:</b>	<ul style="list-style-type: none"> <li>• Brine, fracturing fluids, mild chemicals, petroleum waste, sediments, sludge, sand slurries, water</li> <li>• Frac tank transfer, oil field waste recovery, general industrial</li> </ul>
<b>Vacuum:</b>	Not recommended
<b>Compare to:</b>	Thermoid Transporter Oilfield Frac; Veyance Plicord Oilfield Frac
<b>Packaging:</b>	Coils

Part Number	ID (in)	ID (mm)	Reinf Plies	OD (in)	OD (mm)	Approx Wt (lbs/ft)	Approx Wt (kgs/ft)	Min Bend Rad (in)	Min Bend Rad (mm)	Max Rec WP (psi)	Max Rec WP (bar)	Perm Cplg Rec *	Std Pack Qty (ft)	Stock Status **
7311XT-3000	3	76.2	4	3.920	99.6	2.32	1.05	36.0	914.4	400	27.6	*	100	N
7311XT-4000	4	101.6	4	4.950	125.7	3.08	1.40	48.0	1219.2	400	27.6	*	100	Y

**Note:** Minimum Bend Radius is considered reference only.

\* **Couplings:** Refer to CrimpSource® at [www.safehose.com](http://www.safehose.com) for coupling recommendations and crimp specifications.

\*\* **Stock:** "Y" indicates stocked item; "N" indicates non-stocked item. Stock status subject to change. Contact Parker Customer Service.

**⚠ WARNING!** Couplings attached with bands or clamps may reduce the working pressure of the hose assembly to less than the maximum rated working pressure of the hose. Refer to the NAHAD Industrial Hose Assembly Guidelines.



## BS & W™ Corrugated Oil Field Suction / Vacuum Hose Series 7213E

Series 7213E is a flexible, lightweight suction and discharge hose designed to handle brine, crude oil, mild chemicals, petroleum waste, sediments, sludge, slurries and water in harsh oil field bottom sediment and waste pit recovery applications. The corrugated hose construction incorporates a wire helix that provides full suction capability, flexibility, kink resistance, and a path to conduct a static electrical charge to ground. The nitrile/SBR cover is resistant to abrasion, oil and weathering.

**NOTE:** Do not use with refined oil or fuel. Series 7213E is not intended for transfer of undiluted solutions of diesel fuel, fuel oil, kerosene or petroleum distillates. However, it is suitable for transferring common oil field media that may contain additives such as diesel fuel, fuel oil, kerosene or petroleum distillates used as corrosion or freeze inhibitors, or gelling agents.

**Tube:** Black nitrile/SBR  
**Reinforcement:** Multiple textile plies with wire helix  
**Cover:** Black nitrile/SBR; corrugated wrapped finish  
**Temp. Range:** -22°F to +185°F (-30°C to +85°C)  
**Brand Method:** White text on blue stripe  
**Brand Example:** PARKER SERIES 7213E BS&W OIL FIELD SUCTION HOSE  
 150 PSI MAX WP

**Industry Standards:** None applicable

**Applications:**

- Brine, crude oil, mild chemicals, petroleum waste, sediments, sludge, slurries, water
- Oil field waste recovery, general industrial

**Vacuum:** Full

**Compare to:** Kuriyama T601AA; Jason Tupelo 4677; Texcel Tex-Vac; Veyance Flextra Oilfield

**Packaging:** Coils

Part Number	ID (in)	ID (mm)	Reinf Plies	OD (in)	OD (mm)	Approx Wt (lbs/ft)	Approx Wt (kgs/ft)	Min Bend Rad (in)	Min Bend Rad (mm)	Max Rec WP (psi)	Max Rec WP (bar)	Perm Cplg Rec *	Std Pack Qty (ft)	Stock Status **
7213E-1500	1-1/2	38.1	2	1.976	50.2	0.86	0.39	4.0	101.6	150	10.3	*	100	Y
7213E-2000	2	50.8	3	2.441	62.0	1.02	0.46	5.0	127.0	150	10.3	*	100	Y
7213E-2500	2-1/2	63.5	3	2.953	75.0	1.29	0.59	6.2	157.5	150	10.3	*	100	Y
7213E-3002	3	76.2	3	3.504	89.0	1.52	0.69	7.6	193.0	150	10.3	*	100	Y
7213E-4002	4	101.6	3	4.567	116.0	2.49	1.13	12.0	304.8	150	10.3	*	100	Y

\* **Couplings:** Refer to CrimpSource® at [www.safehose.com](http://www.safehose.com) for coupling recommendations and crimp specifications.

\*\* **Stock:** "Y" indicates stocked item; "N" indicates non-stocked item. Stock status subject to change. Contact Parker Customer Service.

**⚠ WARNING!** Couplings attached with bands or clamps may reduce the working pressure of the hose assembly to less than the maximum rated working pressure of the hose. Refer to the NAHAD Industrial Hose Assembly Guidelines.



# TITANFLEX®

## Corrugated Oil Field Suction / Vacuum Hose

### Series SWC509

Series SWC509 is a flexible, lightweight high pressure suction and discharge hose designed to handle brine, crude oil, mild chemicals, petroleum waste, sediments, sludge, slurries and water in harsh oil field bottom sediment and waste pit recovery applications. The corrugated hose construction incorporates a wire helix that provides full suction capability, flexibility, kink resistance, and a path to conduct a static electrical charge to ground. The cover is resistant to abrasion and weathering. Series SWC509 is available in 200-foot continuous lengths.

**NOTE:** Do not use with refined oil or fuel. Series SWC509 is not intended for transfer of undiluted solutions of diesel fuel, fuel oil, kerosene or petroleum distillates. However, it is suitable for transferring common oil field media that may contain additives such as diesel fuel, fuel oil, kerosene or petroleum distillates used as corrosion or freeze inhibitors, or gelling agents.

<b>Tube:</b>	Black nitrile
<b>Reinforcement:</b>	Multiple textile plies with dual wire helix
<b>Cover:</b>	Black SBR; corrugated wrapped finish
<b>Temp. Range:</b>	-40°F to +160°F (-40°C to +71°C)
<b>Brand Method:</b>	White text on blue stripe
<b>Brand Example:</b>	PARKER SERIES SWC509 TITANFLEX® OIL FIELD VACUUM HOSE XXX PSI WP MADE IN USA
<b>Design Factor:</b>	4:1
<b>Industry Standards:</b>	None applicable
<b>Applications:</b>	<ul style="list-style-type: none"> <li>• Brine, crude oil, mild chemicals, petroleum waste, sediments, sludge, slurries, water</li> <li>• Oil field equipment and service trucks</li> </ul>
<b>Vacuum:</b>	Full
<b>Compare to:</b>	Jason Tupelo 4677; Kuriyama T601AA; Texcel Tex-Vac; Veyance Flextra Oilfield
<b>Packaging:</b>	Coils

Part Number	ID (in)	ID (mm)	Reinf Plies	OD (in)	OD (mm)	Approx Wt (lbs/ft)	Approx Wt (kgs/ft)	Min Bend Rad (in)	Min Bend Rad (mm)	Max Rec WP (psi)	Max Rec WP (bar)	Perm Cplg Rec *	Std Pack Qty (ft)	Stock Status **
SWC509-1000	1	25.4	2	1.500	38.1	0.58	0.26	1.0	25.4	250	17.2	*	100	N
SWC509-1500	1-1/2	38.1	2	2.063	51.6	0.90	0.41	1.5	38.1	250	17.2	*	100	N
SWC509-2000	2	50.8	2	2.563	65.0	1.21	0.55	2.0	50.8	250	17.2	*	100	Y
SWC509-2500	2-1/2	63.5	2	3.125	77.0	1.44	0.65	2.5	63.5	200	13.8	*	100	N
SWC509-3000	3	76.2	2	3.625	91.0	1.92	0.87	3.0	76.2	200	13.8	*	100	Y
SWC509-4000	4	101.6	2	4.625	117.0	2.59	1.17	4.0	101.6	150	10.3	*	100	Y
SWC509-6000	6	152.4	4	6.810	172.9	5.48	2.49	10.0	254.0	125	8.6	*	100	Y

\* **Couplings:** Refer to CrimpSource® at [www.safehose.com](http://www.safehose.com) for coupling recommendations and crimp specifications.

\*\* **Stock:** "Y" indicates stocked item; "N" indicates non-stocked item. Stock status subject to change. Contact Parker Customer Service.

**⚠ WARNING!** Couplings attached with bands or clamps may reduce the working pressure of the hose assembly to less than the maximum rated working pressure of the hose. Refer to the NAHAD Industrial Hose Assembly Guidelines.



# SOFT-FLEX™ 2000

## Softwall Gasoline Dispenser Hose

### UL330/ULC

#### Series 7114

Series 7114 is designed to dispense or transfer refined fuels such as biodiesel (to B20 in dedicated service), diesel, ethanol (see first note), gasoline and oil. The hose meets all Underwriters Laboratories/Canada (UL330/ULC) requirements. The softwall construction incorporates multiple textile plies of reinforcement for flexibility and kink resistance, and a static wire as a path to conduct a static electrical charge to ground. The cover is resistant to abrasion, cuts, oil and ozone, and will not mar the finish of a vehicle.

- NOTES:**
- Not UL listed for E85 service.
  - Refer to the table in Catalog 4800 for fuel compatibility and service conditions.
  - Refer to the Safety and Technical section of this catalog for safety, handling and use information.

<b>Tube:</b>	Black nitrile
<b>Reinforcement:</b>	Multiple textile plies with static wire
<b>Cover:</b>	Black CPE; smooth finish
<b>Temp. Range:</b>	-40°F to +180°F (-40°C to +82°C)
<b>Brand Method:</b>	White ink
<b>Brand Example:</b>	PARKER SERIES 7114 SOFT-FLEX™ 2000 GASOLINE HOSE 4SP UL LISTED 655N MH530 MADE IN USA (DATE CODE)
<b>Design Factor:</b>	4:1
<b>Industry Standards:</b>	UL330/ULC; NFPA 30A and UL30N4 (factory assemblies)
<b>Applications:</b>	<ul style="list-style-type: none"> <li>• Biodiesel (to B20 in dedicated service), diesel, ethanol, gasoline, oil</li> <li>• Gasoline dispensers and pumps</li> </ul>
<b>Vacuum:</b>	Not recommended
<b>Compare to:</b>	Thermoid Pumpflex I Softwall, Veyance Pacer
<b>Packaging:</b>	Reels

Part Number	ID (in)	ID (mm)	Reinf Plies	OD (in)	OD (mm)	Approx Wt (lbs/ft)	Approx Wt (kgs/ft)	Min Bend Rad (in)	Min Bend Rad (mm)	Max Rec WP (psi)	Max Rec WP (bar)	Perm Cplg Rec *	Std Pack Qty (ft)	Stock Status **
7114-63154A	5/8	15.9	4	0.960	24.4	0.27	0.12	5.0	127.0	150	10.3	*	475	N
7114-75154A	3/4	19.1	4	1.100	27.9	0.34	0.15	6.0	152.4	150	10.3	*	350	Y
7114-100154A	1	25.4	4	1.390	35.3	0.47	0.21	8.0	203.2	150	10.3	*	250	Y

**Factory Assemblies:** Available from stock in popular configurations that meet National Fire Protection Association (NFPA) 30A and UL 30N4 requirements. Contact Parker Customer Service.

\* **Couplings:** Bulk gasoline dispenser hose couplings are not sold separately. Refer to CrimpSource® at [www.safehose.com](http://www.safehose.com) for other coupling recommendations and crimp specifications.

\*\* **Stock:** "Y" indicates stocked item; "N" indicates non-stocked item. Stock status subject to change. Contact Parker Customer Service.

#### ⚠️ WARNINGS!

- ▶ Couplings attached with bands or clamps may reduce the working pressure of the hose assembly to less than the maximum rated working pressure of the hose. Refer to the NAHAD Industrial Hose Assembly Guidelines.
- ▶ Do not use Parker gasoline dispenser hose for aircraft fueling applications. Use only API/NFPA qualified hose for aircraft fueling applications.



# TRANSLITE® Tank Truck Hose

## Series 7216 (Black) and Series 7217 (Red)

Series 7216/7217 is a suction and discharge hose designed to handle oil and refined fuels such as biodiesel (to B20 in dedicated service), diesel, ethanol and gasoline. The hose construction incorporates a wire helix that provides full suction capability, kink resistance, and a path to conduct a static electrical charge to ground. The cover is resistant to abrasion, oil and weathering. Series 7216/7217 is available in 200-foot continuous lengths.

**NOTE:** Refer to the table in Catalog 4800 for fuel compatibility and service conditions.

**Tube:** Black nitrile  
**Reinforcement:** Multiple textile plies with wire helix  
**Cover:** **7216:** Black nitrile; wrapped finish  
**7217:** Red chloroprene; wrapped finish  
**Temp. Range:** -40°F to +180°F (-40°C to +82°C)  
**Brand Method:** **7216:** Black text on orange stripe  
**7217:** Red text on white stripe  
**Brand Example:** **7216:** PARKER SERIES 7216/SW309 TRANSLITE® TANK TRUCK HOSE XXX PSI MAX WP MADE IN USA (LOT #)  
**7217:** PARKER SERIES 7217 TRANSLITE® TANK TRUCK HOSE 150 PSI MAX WP MADE IN USA (LOT #)

**⚠ WARNINGS!**

- ▶ Couplings attached with bands or clamps may reduce the working pressure of the hose assembly to less than the maximum rated working pressure of the hose. Refer to the NAHAD Industrial Hose Assembly Guidelines.
- ▶ Do not use for oil or fuel transfer service in or on open water.

**Design Factor:** 4:1  
**Industry Standards:** None applicable  
**Applications:**

- Biodiesel (to B20 in dedicated service), diesel, ethanol, gasoline, oil
- In-plant and storage tank transfer
- Delivery, transport

**Vacuum:** Full  
**Compare to:** Boston Puma; Gates Longhorn; Veyance Plicord Flexwing  
**Packaging:** Coils

### Series 7216 (Black) and Series 7217 (Red)

Part Number 7216 or 7217	ID (in)	ID (mm)	Reinf Plies	OD (in)	OD (mm)	Approx Wt (lbs/ft)	Approx Wt (kgs/ft)	Min Bend Rad (in)	Min Bend Rad (mm)	Max Rec WP (psi)	Max Rec WP (bar)	Perm Cplg Rec *	Std Pack Qty (ft)	7216 Stock Status **	7217 Stock Status **
-1002	1	25.4	2	1.364	34.6	0.42	0.19	2.0	50.8	150	10.3	*	100	Y	N
-1252	1-1/4	31.8	2	1.670	42.4	0.59	0.27	3.0	76.2	150	10.3	*	100	Y	N
-1502	1-1/2	38.1	2	1.968	50.0	0.83	0.38	4.0	101.6	150	10.3	RST	100	Y	Y
-2002	2	50.8	2	2.520	64.0	1.14	0.52	6.0	152.4	150	10.3	RE, RST, TM	100	Y	Y
-2502	2-1/2	63.5	2	3.028	76.9	1.43	0.65	9.0	228.6	150	10.3	*	100	Y	N
-3002	3	76.2	2	3.543	90.0	1.83	0.83	12.0	304.8	150	10.3	RE, RST, TM	100	Y	Y
-4002	4	101.6	2	4.656	118.3	2.97	1.35	16.0	406.4	150	10.3	HAPS	100	Y	N
-5004***	5	127.0	4	5.787	147.0	4.46	2.02	39.0	990.6	150	10.3	*	100	N	n/a
-6004***	6	152.4	4	6.811	173.0	5.79	2.63	48.0	1219.2	150	10.3	*	100	N	n/a
-8004***	8	203.2	4	8.976	228.0	9.42	4.27	72.0	1828.8	75	5.2	*	50	N	n/a

\* **Couplings:** Refer to CrimpSource® at [www.safehose.com](http://www.safehose.com) for coupling recommendations and crimp specifications.  
 \*\* **Stock:** “Y” indicates stocked item; “N” indicates non-stocked item. Stock status subject to change. Contact Parker Customer Service.  
 \*\*\* **Series 7216 only.**







# TRANSLITE® Tank Truck Hose Series 7216E

Series 7216E is a lightweight suction and discharge hose designed to handle oil and refined fuels such as biodiesel (to B20 in dedicated service), diesel, ethanol and gasoline. The hose construction incorporates a wire helix that provides full suction capability, kink resistance, and a path to conduct a static electrical charge to ground. The cover is resistant to abrasion, oil and weathering.

**NOTE:** Refer to the table in Catalog 4800 for fuel compatibility and service conditions.

- Tube:** Black nitrile
- Reinforcement:** Multiple textile plies with dual wire helix
- Cover:** Black synthetic rubber; wrapped finish
- Temp. Range:** -35°F to +180°F (-37°C to +82°C)
- Brand Method:** Black text on orange stripe
- Brand Example:** PARKER SERIES 7216E TANK TRUCK HOSE 150 PSI MAX WP
- Industry Standards:** None applicable
- Applications:**
  - Biodiesel (to B20 in dedicated service), diesel, ethanol, gasoline, oil
  - In-plant and storage tank transfer
  - Delivery, transport
- Vacuum:** Full
- Compare to:** Boston Puma; Gates Longhorn; Kuriyama T605AA; Veyance Plicord Flexwing Petroleum
- Packaging:** Coils

Part Number	ID (in)	ID (mm)	Reinf Plies	OD (in)	OD (mm)	Approx Wt (lbs/ft)	Approx Wt (kgs/ft)	Min Bend Rad (in)	Min Bend Rad (mm)	Max Rec WP (psi)	Max Rec WP (bar)	Perm Cplg Rec *	Std Pack Qty (ft)	Stock Status **
7216E-1002	1	25.4	2	1.300	33.0	0.47	0.21	3.0	76.2	150	10.3	43	100	Y
7216E-1252	1-1/4	38.1	2	1.690	42.4	0.65	0.29	4.0	102.0	150	10.3	43	100	Y
7216E-1502	1-1/2	38.1	2	2.000	49.8	0.92	0.42	5.0	127.0	150	10.3	43	100	Y
7216E-2002	2	50.8	2	2.500	63.8	1.10	0.50	6.0	152.4	150	10.3	43	100	Y
7216E-2502	2-1/2	63.5	2	3.000	76.9	1.55	0.70	7.0	177.8	150	10.3	*	100	Y
7216E-3002	3	76.2	2	3.660	93.0	2.08	0.94	8.0	203.2	150	10.3	*	100	Y
7216E-4002	4	102.0	2	4.650	117.5	2.80	1.27	11.0	279.4	150	10.3	*	100	Y

\* **Couplings:** Refer to CrimpSource® at [www.safehose.com](http://www.safehose.com) for coupling recommendations and crimp specifications.

\*\* **Stock:** "Y" indicates stocked item; "N" indicates non-stocked item. Stock status subject to change. Contact Parker Customer Service.

### ⚠️ WARNINGS!

- ▶ Couplings attached with bands or clamps may reduce the working pressure of the hose assembly to less than the maximum rated working pressure of the hose. Refer to the NAHAD Industrial Hose Assembly Guidelines.
- ▶ Do not use for oil or fuel transfer service in or on open water.







# Heavy Duty Tank Truck Hose

## Series 7330

Series 7330 is a heavy duty, high pressure suction and discharge hose designed to handle oil and refined fuels such as biodiesel (to B100 in dedicated service), diesel, ethanol and gasoline. The elevated working pressure is suitable for bulk loading and unloading. The hose construction incorporates a wire helix that provides full suction capability, kink resistance, and a path to conduct a static electrical charge to ground. The cover is resistant to abrasion, oil and weathering. Series 7330 is available in 200-foot continuous lengths.

**NOTE:** Refer to the table in Catalog 4800 for fuel compatibility and service conditions.

**Tube:** Black nitrile  
**Reinforcement:** Multiple textile plies with helix wire  
**Cover:** Black chloroprene, wrapped finish  
**Temp. Range:** -20°F to +180°F (-29°C to +82°C)  
**Brand Method:** Red text on white stripe  
**Brand Example:** PARKER SERIES 7330 HD TANK TRUCK 300 PSI MAX WP  
 MADE IN USA (LOT #)

**Design Factor:** 4:1

**Industry Standards:** None applicable

**Applications:**

- Biodiesel (to B100 in dedicated service), diesel, ethanol, gasoline, oil
- High pressure in-plant and storage tank transfer
- High pressure bulk loading/unloading; delivery, transport

**Vacuum:** Full

**Compare to:** Veyance Plicord Super Black Flexwing

**Packaging:** Coils

Part Number	ID (in)	ID (mm)	Reinf Plies	OD (in)	OD (mm)	Approx Wt (lbs/ft)	Approx Wt (kgs/ft)	Min Bend Rad (in)	Min Bend Rad (mm)	Max Rec WP (psi)	Max Rec WP (bar)	Perm Cplg Rec *	Std Pack Qty (ft)	Stock Status **
7330-1250	1-1/4	31.8	2	1.686	42.8	0.71	0.32	6.0	152.4	300	20.7	*	100	N
7330-1500	1-1/2	38.0	2	1.976	50.2	1.00	0.45	8.0	203.2	300	20.7	*	100	N
7330-2000	2	50.8	4	2.622	66.6	1.57	0.71	8.0	203.2	300	20.7	*	100	N
7330-2000200	2	50.8	4	2.622	66.6	1.57	0.71	8.0	203.2	300	20.7	*	200	Y
7330-3000	3	76.2	4	3.654	92.8	2.41	1.09	15.0	381.0	300	20.7	TM	100	N
7330-3000200	3	76.2	4	3.654	92.8	2.41	1.09	15.0	381.0	300	20.7	TM	200	Y
7330-4000	4	101.6	4	4.840	123.0	4.12	1.87	20.0	508.0	300	20.7	*	100	N
7330-4000200	4	101.6	4	4.840	123.0	4.12	1.87	20.0	508.0	300	20.7	*	200	Y
7330-6000	6	152.4	6	6.968	177.0	6.99	3.17	36.0	914.4	300	20.7	*	100	N

\* **Couplings:** Refer to CrimpSource® at [www.safehose.com](http://www.safehose.com) for coupling recommendations and crimp specifications.

\*\* **Stock:** "Y" indicates stocked item; "N" indicates non-stocked item. Stock status subject to change. Contact Parker Customer Service.

### ⚠️ WARNINGS!

- ▶ Couplings attached with bands or clamps may reduce the working pressure of the hose assembly to less than the maximum rated working pressure of the hose. Refer to the NAHAD Industrial Hose Assembly Guidelines.
- ▶ Do not use for oil or fuel transfer service in or on open water.





# TITANFLEX® Corrugated Tank Truck Hose

Series SWC609 (Black) and  
Series SWC609R (Red)

Series SWC609/SWC609R is an extremely flexible, high pressure suction and discharge hose designed to handle oil and refined fuels such as biodiesel (to B100 in dedicated service), diesel, ethanol and gasoline. The corrugated hose construction incorporates a dual wire helix that provides full suction capability, superior kink resistance, minimal force-to bend and a path to conduct a static electrical charge to ground. The cover is resistant to abrasion, oil and weathering.

**NOTE:** Refer to the table in Catalog 4800 for fuel compatibility and service conditions.

- Tube:** Black nitrile
- Reinforcement:** Multiple textile plies with dual wire helix
- Cover:** **SWC609:** Black nitrile; corrugated wrapped finish  
**SWC609R:** Red nitrile; corrugated wrapped finish
- Temp. Range:** -40°F to +180°F (-40°C to +82°C)
- Brand Method:** **SWC609:** Red text on black stripe  
**SWC609R:** White text on red stripe
- Brand Example:** PARKER (SERIES) TITANFLEX® PETROLEUM SUCTION HOSE XXX PSI WP MADE IN USA
- Design Factor:** 4:1
- Industry Standards:** None applicable
- Applications:**
  - Biodiesel (to B100 in dedicated service), diesel, ethanol, gasoline, oil
  - In-plant and storage tank transfer
  - Delivery, transport
- Vacuum:** Full
- Compare to:** Boston Bobcat; Gates Longhorn; Thermoid Transporter; Veyance Flextra
- Packaging:** Coils

**⚠ WARNINGS!**

- ▶ Couplings attached with bands or clamps may reduce the working pressure of the hose assembly to less than the maximum rated working pressure of the hose. Refer to the NAHAD Industrial Hose Assembly Guidelines.
- ▶ Do not use for oil or fuel transfer service in or on open water.

## Series SWC609 (Black) and Series SWC609R (Red)

Part Number SWC609 or SWC609R	ID (in)	ID (mm)	Reinf Plies	OD (in)	OD (mm)	Approx Wt (lbs/ft)	Approx Wt (kgs/ft)	Min Bend Rad (in)	Min Bend Rad (mm)	Max Rec WP (psi)	Max Rec WP (bar)	Perm Cplg Rec *	Std Pack Qty (ft)	SWC609 Stock Status **	SWC609R Stock Status **
-1250***	1-1/4	31.8	2	1.690	42.9	0.63	0.29	1.3	33.0	250	17.2	*	100	N	n/a
-1500	1-1/2	38.1	2	1.950	49.5	0.78	0.36	1.5	38.1	250	17.2	43	100	Y	N
-2000	2	50.8	2	2.450	62.2	1.00	0.45	2.0	50.8	250	17.2	43	100	Y	Y
-2500	2-1/2	63.5	2	3.000	76.2	1.44	0.65	2.5	63.5	200	13.8	*	100	Y	N
-3000	3	76.2	2	3.580	90.9	1.70	0.77	3.0	76.2	200	13.8	*	100	Y	Y
-4000	4	101.6	2	4.625	117.5	2.41	1.09	4.0	101.6	150	10.3	*	100	Y	Y
-6000***	6	152.4	2	6.750	171.5	4.30	1.95	8.0	203.2	125	8.6	*	100	Y	n/a

\* **Couplings:** Refer to CrimpSource® at [www.safehose.com](http://www.safehose.com) for coupling recommendations and crimp specifications.

\*\* **Stock:** "Y" indicates stocked item; "N" indicates non-stocked item. Stock status subject to change. Contact Parker Customer Service.

\*\*\* **Series SWC609 only.**



# LIGHT-N-BRIGHT™

## Corrugated Tank Truck Hose

### External PVC Helix

### Series SP353

Series SP353 is a flexible, lightweight drop hose designed to handle oil and refined fuels such as biodiesel (to B100 in dedicated service), diesel, ethanol and gasoline in gravity flow, higher pressure pump-off, or suction applications. The lightweight hose construction incorporates a static wire as a path to conduct an electrical charge to ground, and the cover features an external PVC helix for full suction capability, flexibility and superior abrasion, crush and kink resistance. Series SP100 banding coils are recommended for installation of couplings. Series XSP100 abrasion coils are available for maximum abrasion resistance along the entire length of the hose.

**NOTE:** Refer to the table in Catalog 4800 for fuel compatibility and service conditions.

- Tube:** Black nitrile
- Reinforcement:** Multiple textile plies with static wire
- Cover:** Black nitrile with external red PVC helix
- Temp. Range:** -40°F to +150°F (-40°C to +65°C)
- Brand Method:** Solid gray stripe
- Brand Example:** Not branded
- Design Factor:** 4:1
- Industry Standards:** None applicable
- Applications:**
  - Biodiesel (to B100 in dedicated service), diesel, ethanol, gasoline, oil
  - In-plant and storage tank transfer; transport, delivery
  - Drop/gravity flow, pump-off service
- Vacuum:** Full
- Packaging:** Coils

Part Number	ID (in)	ID (mm)	Reinf Plies	OD (in)	OD (mm)	Approx Wt (lbs/ft)	Approx Wt (kgs/ft)	Min Bend Rad (in)	Min Bend Rad (mm)	Max Rec WP (psi)	Max Rec WP (bar)	Std Pack Qty (ft)	Stock Status **
SP353-2000	2	50.8	2	3.000	76.2	1.25	0.57	6.0	152.4	150	10.3	100	Y
SP353-3000	3	76.2	2	4.000	101.6	1.78	0.81	8.0	203.2	150	10.3	100	Y
SP353-4000	4	101.6	2	5.000	127.0	2.32	1.05	10.0	254.0	150	10.3	100	Y
SP353-6000	6	152.4	2	7.000	177.8	3.49	1.58	24.0	609.6	150	10.3	100	N

\* **Couplings:** Refer to CrimpSource® at [www.safehose.com](http://www.safehose.com) for coupling recommendations and crimp specifications.

\*\* **Stock:** "Y" indicates stocked item; "N" indicates non-stocked item. Stock status subject to change. Contact Parker Customer Service.

**⚠ WARNINGS!**

- ▶ Couplings attached with bands or clamps may reduce the working pressure of the hose assembly to less than the maximum rated working pressure of the hose. Refer to the NAHAD Industrial Hose Assembly Guidelines.
- ▶ Do not use for oil or fuel transfer service in or on open water.





# ARCTIC TRANSLITE®

## Low Temperature Corrugated Tank Truck Hose

### Series SWC325

Series SWC325 is a flexible, lightweight, low temperature suction and discharge hose designed to handle oil and refined fuels such as biodiesel (to B100 in dedicated service), diesel, ethanol and gasoline. The corrugated hose construction incorporates a dual wire helix that provides full suction capability, flexibility and kink resistance—even in the harshest cold climate conditions to -67°F (-55°C)—and a path to conduct a static electrical charge to ground. The cover is resistant to abrasion, oil and weathering.

**NOTE:** Refer to the table in Catalog 4800 for fuel compatibility and service conditions.

**Tube:** Black nitrile  
**Reinforcement:** Multiple textile plies with dual wire helix  
**Cover:** Black nitrile; corrugated wrapped finish  
**Temp. Range:** -67°F to +180°F (-55°C to +82°C)  
**Brand Method:** White text on blue stripe  
**Brand Example:** PARKER SERIES SWC325 ARCTIC TRANSLITE® -67°F LOW-TEMP TANK TRUCK HOSE XXX PSI WP MADE IN USA

**Design Factor:** 4:1

**Industry Standards:** None applicable

**Applications:**

- Biodiesel (to B100 in dedicated service), diesel, ethanol, gasoline, oil
- Low temperature in-plant and storage tank transfer
- Low temperature delivery, transport

**Vacuum:** Full

**Packaging:** Coils

Part Number	ID (in)	ID (mm)	Reinf Plies	OD (in)	OD (mm)	Approx Wt (lbs/ft)	Approx Wt (kgs/ft)	Min Bend Rad (in)	Min Bend Rad (mm)	Max Rec WP (psi)	Max Rec WP (bar)	Perm Cplg Rec *	Std Pack Qty (ft)	Stock Status **
SWC325-1500	1-1/2	38.1	2	2.080	52.8	0.83	0.38	1.5	3.8	150	10.3	C&G, HAPS, TM	100	Y
SWC325-2000	2	50.8	2	2.580	65.5	1.19	0.54	2.0	5.1	150	10.3	C&G	100	Y
SWC325-2500	2-1/2	63.5	2	3.120	79.2	1.56	0.71	2.5	6.4	150	10.3	*	100	N
SWC325-3000	3	76.2	2	3.680	93.5	2.12	0.96	3.0	7.6	150	10.3	C&G, TM	100	Y
SWC325-4000	4	101.6	2	4.680	118.9	2.79	1.27	4.0	10.2	150	10.3	C&G, TM	100	Y
SWC325-6000	6	152.4	2	6.750	171.5	4.87	2.21	6.0	15.2	125	8.6	*	100	Y

\* **Couplings:** Refer to CrimpSource® at [www.safehose.com](http://www.safehose.com) for coupling recommendations and crimp specifications.

**NOTE:** C&G (above) designates crimped-on Cam and Groove couplings.

\*\* **Stock:** “Y” indicates stocked item; “N” indicates non-stocked item. Stock status subject to change. Contact Parker Customer Service.

#### ⚠ **WARNINGS!**

- ▶ Couplings attached with bands or clamps may reduce the working pressure of the hose assembly to less than the maximum rated working pressure of the hose. Refer to the NAHAD Industrial Hose Assembly Guidelines.
- ▶ Do not use for oil or fuel transfer service in or on open water.



# Lightweight Petroleum Discharge Hose

Series SS107 (Black) and Series SS107R (Red)

Series SS107/SS107R is a lightweight, high pressure discharge hose designed to handle oil and refined fuels such as biodiesel (to B100 in dedicated service), diesel, ethanol and gasoline. The hose construction incorporates a static wire as a path to conduct an electrical charge to ground. The cover is resistant to abrasion, oil and weathering. Series SS107/SS107R is available in 200-foot continuous lengths.

**NOTE:** Refer to the table in Catalog 4800 for fuel compatibility and service conditions.

- Tube:** Black nitrile
- Reinforcement:** Multiple textile plies with static wire
- Cover:** **SS107:** Black nitrile, wrapped finish  
**SS107R:** Red chloroprene, wrapped finish
- Temp. Range:** -40°F to +180°F (-40°C to +82°C)
- Brand Method:** **SS107:** White text on black stripe  
**SS107R:** White text on red stripe
- Brand Example:** PARKER (SERIES) FUEL DISCHARGE XXX PSI WP  
MADE IN USA
- Design Factor:** 4:1
- Industry Standards:** None applicable
- Applications:**
  - Biodiesel (to B100 in dedicated service), diesel, ethanol, gasoline, oil
  - In-plant and storage tank transfer/discharge
  - Delivery/transport discharge
- Vacuum:** Not recommended
- Compare to:** Gates Steer; Veyance Plicord Fuel Delivery
- Packaging:** Coils

## Series SS107 (Black) and Series SS107R (Red)

Part Number SS107 or SS107R	ID (in)	ID (mm)	Reinf Plies	OD (in)	OD (mm)	Approx Wt (lbs/ft)	Approx Wt (kgs/ft)	Max Rec WP (psi)	Max Rec WP (bar)	Perm Cplg Rec *	Std Pack Qty (ft)	SS107 Stock Status **	SS107R Stock Status **
-1250	1-1/4	31.8	2	1.598	40.6	0.42	0.19	250	17.2	*	100	Y	N
-1500	1-1/2	38.1	2	1.843	46.8	0.49	0.22	250	17.2	*	100	Y	N
-2000	2	50.8	4	2.456	62.4	0.89	0.40	200	13.8	*	100	Y	N
-3000	3	76.2	4	3.456	87.8	1.28	0.58	200	13.8	*	100	Y	N
-4000	4	101.6	4	4.543	115.4	1.83	0.83	200	13.8	*	100	N	N
-6000	6	152.4	4	6.670	169.4	3.39	1.54	200	13.8	*	100	N	N

\* **Couplings:** Refer to CrimpSource® at [www.safehose.com](http://www.safehose.com) for coupling recommendations and crimp specifications.

\*\* **Stock:** "Y" indicates stocked item; "N" indicates non-stocked item. Stock status subject to change. Contact Parker Customer Service.

### ⚠️ WARNINGS!

- ▶ Couplings attached with bands or clamps may reduce the working pressure of the hose assembly to less than the maximum rated working pressure of the hose. Refer to the NAHAD Industrial Hose Assembly Guidelines.
- ▶ Do not use for oil or fuel transfer service in or on open water.







# STEAM-LANCE® 250 EPDM Compact Steam Hose Non-Skive E-Z Crimp

Series 7263C (Black) and Series 7264C (Red)

Series 7263C/7264C is a compact, slim profile hose for long-lasting steam service, one of the toughest applications for hose, where the hot-cold/wet-dry cycling attacks rubber compounds externally as well as internally. The hose construction incorporates an EPDM tube that resists heat and popcorning, and a wire braid reinforcement for crush-resistant durability, kink resistance and a path to conduct a static electrical charge to ground. The EPDM cover is resistant to abrasion, cracking, hardening and ozone; the red cover of 7264C provides color-coded identification. Series 7263C/7264C is qualified with Parker non-skive crimp couplings for easy and quick assembly fabrication as well as maintenance-free service.

<b>Tube:</b>	Black EPDM
<b>Reinforcement:</b>	Multiple wire braids
<b>Cover:</b>	Black or red EPDM; perforated wrapped finish
<b>Temp. Range:</b>	-40°F to +406°F saturated steam/+450°F superheated steam (-40°C to +208°C saturated steam/+232°C superheated steam)
<b>Brand Method:</b>	Embossed
<b>Brand Example:</b>	PARKER (SERIES) STEAM-LANCE® E-Z CRIMP 250 PSI MAX WP MADE IN USA (DATE CODE)
<b>Design Factor:</b>	10:1
<b>Industry Standards:</b>	None applicable
<b>Applications:</b>	<ul style="list-style-type: none"> <li>• Saturated and superheated steam</li> <li>• Cleaning containment vessels and manufacturing equipment; cleaning and heating process equipment</li> <li>• Manufacturing and processing plants, refineries</li> </ul>
<b>Vacuum:</b>	Not recommended
<b>Compare to:</b>	Boston Concord 250; Gates 205MB Steam King; Goodall N2576 Thermoflex; Thermoid Burstproof Regular; Veyance Flexsteel 250 Steam
<b>Packaging:</b>	Cartons

(Continued on the following page)

## ⚠️ WARNINGS!

- ▶ Failure to properly inspect, maintain, test and use steam hose assemblies may result in property damage, personal injury or death. Refer to ARPM publication IP-11-1, "Guide for Use, Testing and Inspection of Steam Hose."
- ▶ Water changes to hot water and phases of steam when subjected to heat and pressure. The greater the pressure, the higher the temperature required to achieve and maintain a steam phase. If steam escapes, dangerous quantities of heat may be released very suddenly. Exposure to hot water, low pressure steam and high pressure steam may cause severe scalding or fatal burns.
- ▶ Use only hoses designated for steam service for steam applications.
- ▶ Prior to use with detergents or rust inhibitors, refer to the Chemical Guide section in Catalog 4800 or contact Parker.
- ▶ Drain steam hose after each use to reduce the possibility of hose popcorning while in service.
- ▶ Couplings attached with bands or clamps may reduce the working pressure of the hose assembly to less than the maximum rated working pressure of the hose. Refer to the NAHAD Industrial Hose Assembly Guidelines.



## Series 7263C (Black) and Series 7264C (Red) – STEAM-LANCE® 250 EPDM Compact Steam Hose (Continued)

### Series 7263C (Black) and Series 7264C (Red)

Part Number 7263C or 7264C	ID (in)	ID (mm)	Reinf Braids	OD (in)	OD (mm)	Approx Wt (lbs/ft)	Approx Wt (kgs/ft)	Min Bend Rad (in)	Min Bend Rad (mm)	Max Rec WP (psi)	Max Rec WP (bar)	Perm Cplg Rec *	Std Pack Qty (ft)	7263C Stock Status **	7264C Stock Status **
-502	1/2	12.7	2	0.950	24.1	0.37	0.17	7.0	177.8	250	17.2	71	50	Y	N
-752	3/4	19.1	2	1.200	30.5	0.47	0.21	9.0	228.6	250	17.2	CS	50	Y	Y
-1002	1	25.4	2	1.467	37.3	0.63	0.29	12.0	304.8	250	17.2	CS	50	Y	Y

\* **Couplings:** Refer to CrimpSource® at [www.safehose.com](http://www.safehose.com) for coupling recommendations and crimp specifications.

\*\* **Stock:** “Y” indicates stocked item; “N” indicates non-stocked item. Stock status subject to change. Contact Parker Customer Service.





# STEAM-LANCE® 250 EPDM Steam Hose

Series 7263(E) (Black) and Series 7264 (Red)

Series 7263(E)/7264 is a traditional hose designed for long-lasting steam service, one of the toughest applications for hose, where the hot/cold wet/dry cycling attacks rubber compounds externally as well as internally. The hose construction incorporates an EPDM tube that resists heat and popcorning, and a wire braid reinforcement for crush-resistant durability, kink resistance and a path to conduct a static electrical charge to ground. The EPDM cover is resistant to abrasion, cracking, hardening and ozone; the red cover of 7264 provides color-coded identification.

<b>Tube:</b>	Black EPDM
<b>Reinforcement:</b>	Multiple wire braids
<b>Cover:</b>	Black or red EPDM; perforated wrapped finish
<b>Temp. Range:</b>	-40°F to +406°F saturated steam/+450°F superheated steam (-40°C to +208°C saturated steam/+232°C superheated steam)
<b>Brand Method:</b>	Embossed
<b>Brand Example:</b>	PARKER (SERIES) STEAM-LANCE® 250 PSI MAX WP MADE IN USA (DATE CODE)
<b>Design Factor:</b>	10:1
<b>Industry Standards:</b>	None applicable
<b>Applications:</b>	<ul style="list-style-type: none"> <li>• Saturated and superheated steam</li> <li>• Cleaning containment vessels and manufacturing equipment; cleaning and heating process equipment</li> <li>• Manufacturing and processing plants, refineries</li> </ul>
<b>Vacuum:</b>	Not recommended
<b>Compare to:</b>	Boston Concord 250; Gates 205MB Steam King; Goodall N2576 Thermoflex; Thermoid Burstproof Regular; Veyance Flexsteel 250 Steam
<b>Packaging:</b>	Cartons; reels

(Continued on the following page)

## WARNINGS!

- ▶ Failure to properly inspect, maintain, test and use steam hose assemblies may result in property damage, personal injury or death. Refer to ARPM publication IP-11-1, "Guide for Use, Testing and Inspection of Steam Hose."
- ▶ Water changes to hot water and phases of steam when subjected to heat and pressure. The greater the pressure, the higher the temperature required to achieve and maintain a steam phase. If steam escapes, dangerous quantities of heat may be released very suddenly. Exposure to hot water, low pressure steam and high pressure steam may cause severe scalding or fatal burns.
- ▶ Use only hoses designated for steam service for steam applications.
- ▶ Prior to use with detergents or rust inhibitors, refer to the Chemical Guide section in Catalog 4800 or contact Parker.
- ▶ Drain steam hose after each use to reduce the possibility of hose popcorning while in service.
- ▶ Couplings attached with bands or clamps may reduce the working pressure of the hose assembly to less than the maximum rated working pressure of the hose. Refer to the NAHAD Industrial Hose Assembly Guidelines.

## Series 7263(E) (Black) and Series 7264 (Red) – STEAM-LANCE® 250 EPDM Steam Hose (Continued)

### Series 7263(E) (Black)

Part Number	ID (in)	ID (mm)	Reinf Braids	OD (in)	OD (mm)	Approx Wt (lbs/ft)	Approx Wt (kgs/ft)	Min Bend Rad (in)	Min Bend Rad (mm)	Max Rec WP (psi)	Max Rec WP (bar)	Perm Cplg Rec *	Std Pack Qty (ft)	Stock Status **
7263-502	1/2	12.7	2	1.031	26.2	0.48	0.22	7.0	177.8	250	17.2	43	50	Y
7263-502A	1/2	12.7	2	1.031	26.2	0.48	0.22	7.0	177.8	250	17.2	43	500	Y
7263-752	3/4	19.1	2	1.343	34.1	0.66	0.30	9.5	241.3	250	17.2	CS, WC, 43	50	Y
7263-752A	3/4	19.1	2	1.343	34.1	0.66	0.30	9.5	241.3	250	17.2	CS, WC, 43	500	Y
7263-1002	1	25.4	2	1.593	40.5	0.85	0.39	12.0	304.8	250	17.2	CS, 43	50	Y
7263-1002A	1	25.4	2	1.593	40.5	0.85	0.39	12.0	304.8	250	17.2	CS, 43	500	Y
7263-1252	1-1/4	31.8	2	1.875	47.6	1.14	0.52	16.5	419.1	250	17.2	71	50	Y
7263E-1502	1-1/2	38.1	2	2.190	55.6	1.44	0.65	20.0	508.0	250	17.2	43	50	Y
7263E-2002	2	50.8	2	2.670	67.8	1.76	0.80	25.0	635.0	250	17.2	WC	50	Y

\* **Couplings:** Refer to CrimpSource® at [www.safehose.com](http://www.safehose.com) for coupling recommendations and crimp specifications.

\*\* **Stock:** “Y” indicates stocked item; “N” indicates non-stocked item. Stock status subject to change. Contact Parker Customer Service.

### Series 7264 (Red)

Part Number	ID (in)	ID (mm)	Reinf Braids	OD (in)	OD (mm)	Approx Wt (lbs/ft)	Approx Wt (kgs/ft)	Min Bend Rad (in)	Min Bend Rad (mm)	Max Rec WP (psi)	Max Rec WP (bar)	Perm Cplg Rec *	Std Pack Qty (ft)	Stock Status **
7264-502	1/2	12.7	2	1.031	26.2	0.50	0.23	7.0	177.8	250	17.2	43	50	N
7264-502A	1/2	12.7	2	1.031	26.2	0.50	0.23	7.0	177.8	250	17.2	43	500	N
7264-752	3/4	19.1	2	1.343	34.1	0.70	0.32	9.5	241.3	250	17.2	CS, WC, 43	50	Y
7264-752A	3/4	19.1	2	1.343	34.1	0.70	0.32	9.5	241.3	250	17.2	CS, WC, 43	500	Y
7264-1002	1	25.4	2	1.593	40.5	0.88	0.40	12.0	304.8	250	17.2	CS, 43	50	Y

\* **Couplings:** Refer to CrimpSource® at [www.safehose.com](http://www.safehose.com) for coupling recommendations and crimp specifications.

\*\* **Stock:** “Y” indicates stocked item; “N” indicates non-stocked item. Stock status subject to change. Contact Parker Customer Service.





# HURRICANE™

## Pressure Washer Hose

### Series 7258

Series 7258 is a flexible, high pressure, high temperature pressure washer hose for hot water and mild chemicals. The hose construction incorporates a high tensile wire braid reinforcement that provides durability, kink resistance and superior coupling retention. Both cover colors are resistant to oil and weathering.

**NOTE:** Do not use for carpet cleaning or steam service.

**Tube:** Black chloroprene  
**Reinforcement:** One wire braid  
**Cover:** Black (BK), Blue (BL) chloroprene; wrapped finish  
**Temp. Range:** -40°F to +250°F (-40°C to +121°C)  
**Brand Method:** White ink  
**Brand Example:** PARKER SERIES 7258 HURRICANE™ 3000 PSI MAX WP MADE IN USA (DATE CODE)

**Design Factor:** 4:1 (1/2" @ 3.5:1)

**Industry Standards:** None applicable

**Applications:**

- Hot water, mild chemicals
- Agriculture, construction, general industrial, oil field, shipyards

**Vacuum:** Not recommended

**Compare to:** Gates Power Clean

**Packaging:** Reels

Part Number	ID (in)	ID (mm)	Reinf Braids	OD (in)	OD (mm)	Approx Wt (lbs/ft)	Approx Wt (kgs/ft)	Min Bend Rad (in)	Min Bend Rad (mm)	Max Rec WP (psi)	Max Rec WP (bar)	Perm Cplg Rec *	Std Pack Qty (ft)	Stock Status **
7258-250BK	1/4	6.4	1	0.500	12.7	0.14	0.06	1.5	38.1	3000	206.8	HY, 43	500	Y
7258-380BK	3/8	9.5	1	0.625	15.7	0.19	0.09	2.0	50.8	3000	206.8	HY, 43	500	Y
7258-501BK	1/2	12.7	1	0.745	18.9	0.23	0.10	3.0	76.2	3000	206.8	HY, 43	500	N
7258-250BL	1/4	6.4	1	0.500	12.7	0.14	0.06	1.5	38.1	3000	206.8	43	500	Y
7258-380BL	3/8	9.5	1	0.625	15.7	0.19	0.09	2.0	50.8	3000	206.8	43	500	Y

**Factory Assemblies:** Available from stock in popular configurations. Refer to Catalog 4800.

\* **Couplings:** Refer to CrimpSource® at [www.safehose.com](http://www.safehose.com) for coupling recommendations and crimp specifications.

\*\* **Stock:** "Y" indicates stocked item; "N" indicates non-stocked item. Stock status subject to change. Contact Parker Customer Service.

**⚠ WARNING!** Couplings attached with bands or clamps may reduce the working pressure of the hose assembly to less than the maximum rated working pressure of the hose. Refer to the NAHAD Industrial Hose Assembly Guidelines.



# SUPER-FLEX® EPDM Water Suction Hose

## Series 7392E

Series 7392E is a lightweight suction and discharge hose designed to handle alkalis, brine, glycols, herbicides, mild chemicals, slurries and water. The hose construction incorporates a wire helix that provides full suction capability and kink resistance. The EPDM cover is resistant to abrasion, heat, mild chemicals and weathering.

<b>Tube:</b>	Black EPDM
<b>Reinforcement:</b>	Multiple textile plies with wire helix
<b>Cover:</b>	Black EPDM; wrapped finish
<b>Temp. Range:</b>	-40°F to +180°F (-40°C to +82°C)
<b>Brand Method:</b>	White text on blue stripe
<b>Brand Example:</b>	PARKER SERIES 7392E WATER SUCTION HOSE – XXX PSI MAX WP
<b>Industry Standards:</b>	None applicable
<b>Applications:</b>	<ul style="list-style-type: none"> <li>• Alkalies, brine, glycols, herbicides, mild chemicals, slurries, water</li> <li>• Agriculture, construction, general industrial, irrigation, surface mining</li> </ul>
<b>Vacuum:</b>	Full
<b>Compare to:</b>	Gates Barracuda; Veyance Plicord Con-Ag Water S&D
<b>Packaging:</b>	Coils

Part Number	ID (in)	ID (mm)	Reinf Plies	OD (in)	OD (mm)	Approx Wt (lbs/ft)	Approx Wt (kgs/ft)	Min Bend Rad (in)	Min Bend Rad (mm)	Max Rec WP (psi)	Max Rec WP (bar)	Perm Cplg Rec *	Std Pack Qty (ft)	Stock Status **
7392E-1500	1-1/2	38.1	2	1.890	48.0	0.72	0.33	6.0	152.4	150	10.3	*	100	Y
7392E-2000	2	50.8	2	2.440	62.0	1.08	0.49	7.0	177.8	150	10.3	*	100	Y
7392E-2500	2-1/2	63.5	2	2.950	74.9	1.45	0.66	8.0	203.2	150	10.3	*	100	Y
7392E-3000	3	76.2	2	3.500	88.9	1.80	0.82	10.0	254.0	150	10.3	*	100	Y
7392E-4000	4	107.0	2	4.530	115.1	2.43	1.10	22.0	558.8	150	10.3	*	100	Y
7392E-6000	6	152.4	4	6.570	166.9	4.16	1.89	30.0	762.0	100	6.9	*	100	Y

\* **Couplings:** Refer to CrimpSource® at [www.safehose.com](http://www.safehose.com) for coupling recommendations and crimp specifications.

\*\* **Stock:** “Y” indicates stocked item; “N” indicates non-stocked item. Stock status subject to change. Contact Parker Customer Service.

**⚠ WARNING!** Couplings attached with bands or clamps may reduce the working pressure of the hose assembly to less than the maximum rated working pressure of the hose. Refer to the NAHAD Industrial Hose Assembly Guidelines.



# High Pressure Jetting Hose

## Series SS111

Series SS111 is a heavy duty jetting hose for slurries and water. The hose construction provides high pressure, high volume flow for cleanup and washdown applications, and the SBR cover is resistant to abrasion and weathering.

<b>Tube:</b>	Black SBR
<b>Reinforcement:</b>	Multiple textile plies
<b>Cover:</b>	Black SBR; wrapped finish
<b>Temp. Range:</b>	-40°F to +180°F (-40°C to +82°C)
<b>Brand Method:</b>	Black text on blue stripe
<b>Brand Example:</b>	PARKER SERIES SS111 HIGH PRESSURE WATER JETTING XXX PSI WP MADE IN USA
<b>Design Factor:</b>	4:1
<b>Industry Standards:</b>	None applicable
<b>Applications:</b>	<ul style="list-style-type: none"> <li>• Slurries, water</li> <li>• Cable cover, cleaning, stripping, washdown</li> <li>• Construction, general industrial, oil field, shipyards</li> </ul>
<b>Vacuum:</b>	Not recommended
<b>Packaging:</b>	Coils

Part Number	ID (in)	ID (mm)	Reinf Plies	OD (in)	OD (mm)	Approx Wt (lbs/ft)	Approx Wt (kgs/ft)	Max Rec WP (psi)	Max Rec WP (bar)	Perm Cplg Rec *	Std Pack Qty (ft)	Stock Status **
SS111-2000	2	50.8	6	2.813	71.4	1.13	0.51	800	55.2	*	100	N
SS111-2500	2-1/2	63.5	6	3.313	84.2	1.37	0.62	800	55.2	*	100	N
SS111-3000	3	76.2	6	3.813	96.8	2.42	1.10	800	55.2	*	100	Y
SS111-4000	4	101.6	6	4.813	122.2	3.10	1.41	800	55.2	*	100	Y
SS111-5000	5	127.0	6	5.813	147.6	3.77	1.71	500	34.5	*	100	N
SS111-6000	6	152.4	8	7.000	177.8	5.23	2.37	500	34.5	*	100	Y

\* **Couplings:** Refer to CrimpSource® at [www.safehose.com](http://www.safehose.com) for coupling recommendations and crimp specifications.

\*\* **Stock:** "Y" indicates stocked item; "N" indicates non-stocked item. Stock status subject to change. Contact Parker Customer Service.

**⚠ WARNING!** Couplings attached with bands or clamps may reduce the working pressure of the hose assembly to less than the maximum rated working pressure of the hose. Refer to the NAHAD Industrial Hose Assembly Guidelines.





# Lightweight High Pressure Water Jetting Hose

## Series SS122

Series SS122 is a lightweight, high pressure, high volume water jetting hose for cleaning, stripping and washdown applications. The SBR cover is resistant to abrasion and weathering.

<b>Tube:</b>	Black SBR
<b>Reinforcement:</b>	Multiple textile plies
<b>Cover:</b>	Black SBR; wrapped finish
<b>Temp. Range:</b>	-40°F to +180°F (-40°C to +82°C)
<b>Brand Method:</b>	Black text on blue stripe
<b>Brand Example:</b>	PARKER SS122 HIGH PRESSURE JETTING HOSE XXX PSI WP MADE IN USA
<b>Design Factor:</b>	4:1
<b>Industry Standards:</b>	None applicable
<b>Applications:</b>	<ul style="list-style-type: none"> <li>• Slurries, water</li> <li>• Cleaning, stripping, washdown</li> <li>• Construction, general industrial, oil field, shipyards</li> </ul>
<b>Vacuum:</b>	Not recommended
<b>Packaging:</b>	Coils

Part Number	ID (in)	ID (mm)	Reinf Plies	OD (in)	OD (mm)	Approx Wt (lbs/ft)	Approx Wt (kgs/ft)	Max Rec WP (psi)	Max Rec WP (bar)	Perm Cplg Rec *	Std Pack Qty (ft)	Stock Status **
SS122-1250	1-1/4	31.8	2	1.688	42.9	0.49	0.22	500	34.5	*	100	Y
SS122-1500	1-1/2	38.1	2	1.938	49.2	0.60	0.27	500	34.5	*	100	Y
SS122-2000	2	50.8	2	2.500	63.5	0.96	0.44	500	34.5	*	100	Y
SS122-2500	2-1/2	63.5	2	3.000	76.2	1.15	0.52	500	34.5	*	100	Y
SS122-3000	3	76.2	2	3.500	88.9	1.36	0.62	500	27.6	*	100	N
SS122-4000	4	101.6	2	4.500	114.3	1.75	0.79	300	20.7	*	100	Y

\* **Couplings:** Refer to CrimpSource® at [www.safehose.com](http://www.safehose.com) for coupling recommendations and crimp specifications.

\*\* **Stock:** "Y" indicates stocked item; "N" indicates non-stocked item. Stock status subject to change. Contact Parker Customer Service.

**⚠ WARNING!** Couplings attached with bands or clamps may reduce the working pressure of the hose assembly to less than the maximum rated working pressure of the hose. Refer to the NAHAD Industrial Hose Assembly Guidelines.

# COS-K1

## Adjustable Crimper

The COS-K1 is a versatile adjustable crimper that provides accurate, reliable, repeatable, quick and easy crimping for hose up to 1-1/4" ID.

- 60 tons of crimping force
- 1.0 horsepower hydraulic pump
- 115 VAC single phase power
- Bench mountable
- Capability:
  - to 1-1/4" industrial hose
  - to 1-1/4" 4-spiral wire hose



Part Number	Description	Die Closure (in)	Dimensions	Approx Wt (lbs)	Stock Status **	Availability
<b>COS-K1</b>	115 VAC, 1-phase		12.5" W x 22" L x 22.5" H	140	N	
<b>COS-K2-SHELF</b>	Die storage rack			43	N	Included
<b>COS-K2-STAND</b>	Crimper stand			50	N	Optional
	Pusher plate				N	Included
<b>EN98-020-01S</b>	Split die set, red	0.520		4	N	Optional
<b>EN98-020-02S</b>	Split die set, yellow	0.670		4	N	Optional
<b>EN98-020-03S</b>	Split die set, blue	0.830		4	N	Optional
<b>EN98-020-04S</b>	Split die set, green	1.100		4	N	Optional
<b>EN98-020-05S</b>	Split die set, black	1.320		4	N	Optional
<b>EN98-020-06S</b>	Split die set, brown	1.500		4	N	Optional
<b>EN98-020-07S</b>	Split die set, clear	1.730		4	N	Optional
<b>EN98-020-08S</b>	Split die set, purple	1.920		4	N	Optional

Solid die sets available. Contact Parker Customer Service.

\*\* **Stock:** "Y" indicates stocked item; "N" indicates non-stocked item. Stock status subject to change. Contact Parker Customer Service.

**Couplings:** Refer to CrimpSource® at [www.safehose.com](http://www.safehose.com) for coupling recommendations and crimp specifications.

**Parker Industrial Hose Customer Service**  
 866 810 HOSE (4673) 800 242 HOSE (4673)  
 Wickliffe, OH South Gate, CA  
 Eastern USA Western USA  
[www.safehose.com](http://www.safehose.com)  
 e-mail: [indhose@parker.com](mailto:indhose@parker.com)

47



# COS-K2

## Adjustable Crimper

The COS-K2 is a versatile adjustable crimper that provides accurate, reliable, repeatable, quick and easy crimping for hose up to 2" ID.

- 80 tons of crimping force
- Available in two models:
  - 1.0 horsepower, 115 VAC single phase (COS-K2)
  - 2.0 horsepower, 220 VAC single phase (COS-K2SP220)
- Bench mountable
- Capability:
  - to 2" industrial hose
  - to 2" 4-spiral wire hose
  - to 1-1/2" 6-spiral wire hose



Part Number	Description	Die Closure (in)	Dimensions	Approx Wt (lbs)	Stock Status **	Availability
<b>COS-K2</b>	115 VAC, 1-phase		17" W x 32" L x 29" H	375	N	
<b>COS-K2SP220</b>	220 VAC, 1-phase		17" W x 32" L x 29" H	375	N	
<b>COS-K2-SHELF</b>	Die storage rack			43	N	Optional
<b>COS-K2-STAND</b>	Crimper stand			50	N	Optional
	Pusher plate				N	Included
<b>EN98-020-01S</b>	Split die set, red	0.520		4	N	Optional
<b>EN98-020-02S</b>	Split die set, yellow	0.670		4	N	Optional
<b>EN98-020-03S</b>	Split die set, blue	0.830		4	N	Optional
<b>EN98-020-04S</b>	Split die set, green	1.100		4	N	Optional
<b>EN98-020-05S</b>	Split die set, black	1.320		4	N	Optional
<b>EN98-020-06S</b>	Split die set, brown	1.500		4	N	Optional
<b>EN98-020-07S</b>	Split die set, clear	1.730		4	N	Optional
<b>EN98-020-08S</b>	Split die set, purple	1.920		4	N	Optional
<b>EN98-032-05S</b>	Split die set, pink	2.140		17	N	Optional
<b>EN98-032-01S</b>	Split die set, pink	2.300		17	N	Optional
<b>EN98-032-06S</b>	Split die set, tan	2.500		17	N	Optional
<b>EN98-032-02S</b>	Split die set, white	2.800		17	N	Optional

Solid die sets available. Contact Parker Customer Service.

\*\* **Stock:** "Y" indicates stocked item; "N" indicates non-stocked item. Stock status subject to change. Contact Parker Customer Service.

**Couplings:** Refer to CrimpSource® at [www.safehose.com](http://www.safehose.com) for coupling recommendations and crimp specifications.



# COS-K4

## Adjustable Crimper

### Electronic Crimp Setting/Adjustment

The COS-K4 is a versatile adjustable crimper that provides accurate, reliable, repeatable, quick and easy crimping for hose up to 4" ID.

- 265 tons of crimping force
- 7.5 horsepower hydraulic pump, 8 gallon reservoir (5 horsepower pump for single phase model)
- Available in 3 models:
  - 208-230 VAC 1-phase
  - 208-230 VAC 3-phase
  - 440-480 VAC 3-phase
- Master die ID: 145mm
- Master die opening without dies: 205mm
- Master die opening with dies: Die diameter + 60mm
- Maximum crimping diameter: 136mm
- Electronic crimp setting/adjustment
- Manual and automatic operation
- Heavy-duty base
- Capability:
  - to 4" industrial hose
  - to 2" 4-spiral wire hose
  - to 1-1/2" 6-spiral wire hose



K4 Crimper Stand

Part Number	Description	Die Closure (mm)	Die Length (mm)	Dimensions	Approx Wt (lbs)	Stock Status **	Availability
<b>COS-K4SP220</b>	208-230 VAC, 1-phase			18.3" W x 27.25" L x 31.25" H	573	N	
<b>COS-K4TP220</b>	208-230 VAC, 3-phase			18.3" W x 27.25" L x 31.25" H	573	N	
<b>COS-K4SP440</b>	440-480 VAC, 3-phase			18.3" W x 27.25" L x 31.25" H	573	N	
	Foot switch					N	Included
	Master die, 145mm					N	Included
	Adapter die, 145mm (for 99mm dies)					N	Included
<b>101247-99</b>	Crimper stand, storage rack, die-change tool for 99 mm dies				90	N	Optional
<b>EBS-60</b>	Back set-stop, electrical				5	N	Optional
<b>MBS-60</b>	Back set-stop, mechanical				6	N	Optional

(Continued on the following page)

**Couplings:** Refer to CrimpSource® at [www.safehose.com](http://www.safehose.com) for coupling recommendations and crimp specifications.

## COS-K4, Industrial Hose Adjustable Crimper (Continued)

Part Number	Description	Die Closure (mm)	Die Length (mm)	Approx Wt (lbs)	Stock Status **	Availability
18506-07	Solid Die Set	7	55	4	N	Optional
18506-08	Solid Die Set	8	55	4	N	Optional
18506-10	Solid Die Set	10	55	4	N	Optional
18506-12	Solid Die Set	12	55	4	N	Optional
18506-14	Solid Die Set	14	55	4	N	Optional
18506-16	Solid Die Set	16	55	4	N	Optional
18506-19	Solid Die Set	19	55	4	N	Optional
18506-22	Solid Die Set	22	70	4	N	Optional
18506-26	Solid Die Set	26	70	4	N	Optional
18506-30	Solid Die Set	30	70	4	N	Optional
18506-34	Solid Die Set	34	75	4	N	Optional
18506-39	Solid Die Set	39	75	4	N	Optional
18506-45	Solid Die Set	45	90	4	N	Optional
18506-51	Solid Die Set	51	90	4	N	Optional
18506-57	Solid Die Set	57	100	4	N	Optional
18506-63	Solid Die Set	63	110	4	N	Optional
18506-69	Solid Die Set	69	110	4	N	Optional
18506-74	Solid Die Set	74	110	4	N	Optional
18506-78	Solid Die Set	78	110	4	N	Optional
145S-84-125	Solid Die Set	84	125	9	N	Optional
145S-88-130	Solid Die Set	88	130	9	N	Optional
145S-92-125	Solid Die Set	92	125	9	N	Optional
145S-96-125	Solid Die Set	96	125	9	N	Optional
145S-100-125	Solid Die Set	100	125	9	N	Optional
145S-108-125	Solid Die Set	108	125	9	N	Optional
145S-116-125	Solid Die Set	116	125	9	N	Optional
145S-120-125	Solid Die Set	120	125	9	N	Optional
145S-126-125	Solid Die Set	126	125	9	N	Optional

\*\* Stock: "Y" indicates stocked item; "N" indicates non-stocked item. Stock status subject to change. Contact Parker Customer Service.

Couplings: Refer to CrimpSource® at [www.safehose.com](http://www.safehose.com) for coupling recommendations and crimp specifications.



## Age Control of Hose (Shelf Life)

The Parker warranty takes precedence over guidelines established by other industry organizations regarding the recommended shelf life of industrial hose. To achieve maximum shelf life, employ proper storage and handling practices and techniques, such as:

- Storage in the original shipping container such as a box, coil, or reel. Hose stored on a reel or in a coil should have its plastic wrapping kept intact.
- Storage in temperatures of 100°F (38°C) or less.
- Avoidance of ozone (electrical discharges or fields), water, extreme humidity, corrosive chemicals and ultraviolet radiation (direct sunlight).
- Use on a first-in, first-out (FIFO) basis determined by the manufacturing date on the hose.

For further information pertaining to age control of hose, contact Parker or refer to the current ARPM Hose Handbook, IP-2.

## Electrical Properties of Rubber Hose

### Electrical Conductivity

Industrial hoses generally fall into three categories: conductive, nonconductive, or somewhere in-between. Because of its unique properties, it is possible for rubber to be nonconductive at low voltage and conductive at high voltage. When using a hose in an application that has electrical resistance requirements (low electrical resistance for conductive applications or high electrical resistance for nonconductive applications), always select a hose that is specifically designed to meet the specific need. Since conductivity or nonconductivity is not a consideration for many applications, electrical resistance ratings do not exist for many hoses.

### Conductive Hose

Static electricity is generated by the flow of material (even some liquids) through a hose. As the material flows, molecules collide and generate friction, which creates minute amounts of electrical charge (excess electrons). The charge accumulates potential energy at the delivery end of the hose (coupling/nozzle). The amount of charge increases with material volume and linear velocity, coarseness of the material, and length of the hose. If not properly grounded, the accumulated charge (potential energy) will seek its own ground. The charge will be attracted to external materials in proximity (such as a steel storage container); if not properly grounded, the electrons may arc (jump) to the external material, igniting volatile materials in the hose, or in proximity to the hose.

Electrically conductive wires and conductive rubber components are used in hose to prevent static electricity build-up and discharge as a spark. Electrical engineers differ in opinion on the effects of static electricity and the means of dissipating it. In handling gasoline and other petroleum-based liquids, recognized national associations and companies have conflicting opinions on the need for conductive hoses. Until a consensus is reached among all associations, laboratories and users, and a standard practice is established, it is essential that the user determine the need for static bonded hose based on (a) the intended use of the hose, (b) instructions from the company's safety division, (c) the insurer, and (d) the laws of the localities and states in which the hose will be used.

Some types of hose include a helical or static wire(s). This wire can be used for electrical continuity provided that proper contact is made and maintained between it and the hose couplings.

### Nonconductive Hose

Nonconductive hose constructions are those that resist the flow of electrical current. In some specific applications, especially around high voltage electrical lines, it is imperative for safety that the hose be nonconductive. Unless the hose is designed particularly to be nonconductive and is so branded, do not conclude that it is nonconductive. Many black rubber compounds are inherently and inadvertently conductive. Nonconductive hose is usually made to a qualifying standard that requires it to be tested to verify the desired electrical properties. The hose is frequently (but not necessarily) non-black in color and clearly branded to indicate it is designed for nonconductive applications.

**NOTE 1:** Parker industrial hose generally uses the non-conductivity standard originally developed by Alcoa Aluminum: A minimum resistance of one megaohm per inch at 1,000 volts D.C.

**NOTE 2:** SAE has a separate standard for nonconductivity for high pressure hydraulic applications. Part of the standard requires that nonconductive hose feature an orange cover.

**NOTE 3:** Nonconductive hoses contain little/no conductive rubber compounds, static wires, helical wires, or wire reinforcement. Therefore, a nonconductive hose would not be recommended for an application requiring an "anti-static/static dissipating/conductive" hose.

**⚠ WARNING! Unless a hose is described as, or specifically and clearly branded to be conducting or nonconducting, assume that the electrical properties are uncontrolled.**



## Force to Bend / Minimum Bend Radius

The amount of force required to bend a hose and the minimum bend radius are important factors in hose design and selection. The minimum bend radius is defined as the radius to which the hose can be bent in service without damaging or appreciably shortening the life of the product, and is measured to the inside of the curvature of the bend. The bend radius for a given application must be equal to or greater than the rated minimum bend radius. Bending the hose to a smaller bend radius than minimum may kink the hose and result in premature failure.

Perhaps more important in determining flexibility, the force-to-bend is defined as the amount of force required to induce bending around a specified radius. The less force that is required, the easier the product is to maneuver in the field. Different hose constructions may require significantly different forces to attain the same minimum bend radius. Generally, the preferred hose is the more flexible hose, provided all other properties are essentially equivalent.

## Oil and Fuel Resistance

Rubber compounds are available in different formulations, blends and grades. Compounds are selected by hose design engineers based on the intended application of the hose. For instance, a hose recommended for multipurpose applications that may include hydraulic or

lubrication oil service generally contains a lower grade of tube compound. Conversely, a hose recommended for a more rigorous application, such as highly refined fuel service, contains a higher grade of compound, often within the same compound family.

Rubber hose is used to convey petroleum products both in the crude and refined stages. The aromatic content of refined gasoline is often adjusted to control the octane rating. The presence of aromatic hydrocarbons in this fuel generally has a greater effect on rubber components than do aliphatic hydrocarbons. Aromatic materials in contact with rubber tend to soften it and reduce its physical properties. For long-lasting service, the purchaser of fuel hose should inform the hose manufacturer of the aromatic content of the fuel to be handled so that the proper tube compound can be recommended for the specific application.

The effect of oil on rubber depends on a number of factors that include the type of rubber compound, the composition of the oil, the temperature and duration of exposure. Rubber compounds can be classified to their degree of oil resistance based on their physical properties after exposure to a standard test fluid. In this ARPM classification, the rubber samples are immersed in IRM 903 oil at 212°F (100°C) for seventy hours. (See ASTM Method D-471 for a detailed description of the oil and the testing procedure.) As a guide to users of hose in contact with oil, the oil resistance classes and a corresponding description are listed on the next page.

## General Formula for Minimum Hose Length (given hose bend radius and degree of bend required)

$$\frac{\text{Angle of Bend}}{360^\circ} \times 2 \pi r = \text{Minimum length of hose to make bend.}$$

$r = \text{Given bend radius of hose.}$

**Example:** To make a 90° bend with 2" I.D. hose.  
Given  $r = 4.5$  inches.

$$\frac{90}{360} \times 2 \times 3.14 \times 4.5$$

$$.25 \times 2 \times 3.14 \times 4.5 = 7" \text{ (minimum length of hose to make bend without damage to hose)}$$

The bend radius for a given application must be equal to or greater than the rated minimum bend radius. Bending the hose to a smaller bend radius than minimum may kink the hose and result in premature failure.



The minimum bend radius is measured to the inside of the curvature.

## General Formula for Minimum Hose Length (allowing relief from couplings)

$$\text{Overall Length (OAL)} = (2 \times \text{Length of Coupling}) + (2 \times \text{Hose OD}) + (\text{Angle}/360) \times 2 \pi r$$



## Physical Properties After Exposure to Oil

Class	Volume Change Maximum	Tensile Strength Retained
<b>Class A (High Oil Resistance)</b>	+25%	80%
<b>Class B (Medium/High Oil Resistance)</b>	+65%	50%
<b>Class C (Medium Oil Resistance)</b>	+100%	40%

The above ARPM guideline does not imply compatibility with all oil based fluids. There are many grades of rubber compounds that meet ARPM Class A oil resistance requirements. Some compound grades will be fine for multipurpose applications, while higher grades would be required for more rigorous applications.

Oil resistant hoses for multipurpose service tend to be more economical than hoses specifically designed and recommended for highly refined fuel service. These multipurpose hoses, even if they feature an ARPM Class A tube, are not necessarily recommended for use with highly refined fuels. Furthermore, many chemical resistance charts represent data developed from testing of a typical grade of compound used for that family of fluids. For example, “nitrile” may show compatibility with gasoline, but the nitrile that was tested is likely the nitrile used in gasoline dispenser hose, as opposed to the nitrile commonly used in multipurpose hose.

When selecting a hose for highly refined fuels such as aviation fuel, biodiesel, diesel, ethanol, gasoline or kerosene, be guided by the hose manufacturer’s recommendation to use a hose designed and manufactured for that specific application and/or fluid. Contact Parker for further information.

## Suction and Vacuum

Hose is constructed with high adhesion between the tube and the carcass to prevent tube separation. Most hose is used for pressure service; however, some applications require the hose to resist collapse in suction and vacuum service. Such hose is subjected to crushing forces because the atmospheric pressure outside the hose is greater than the internal pressure. The hose can collapse and restrict the flow unless the hose is constructed to resist these pressure differentials. The most common method of preventing hose collapse is to build a helical member(s) (wire or thermoplastic) into the hose body. The size and spacing of the helix depends on the size of the hose and the pressure differential. In applications approaching a perfect vacuum, most of the plies of reinforcement are applied over the helix.

Suction hose must be specifically designed for the service for which it is used. Each element—tube, reinforcement, size, spacing, and location of the helix—must be carefully considered. While suction hose is generally used to convey liquids, vacuum hose carries air under a partial vacuum. Vacuum hose is reinforced to resist collapse and maintain its shape under rough handling and/or mechanical abuse. It does not require the heavy construction of suction hose because the dry materials generally conveyed are much lighter in weight than liquids and the vacuum is usually less than for normal suction service.



## Parker Safety Guide for Selecting and Using Hose, Tubing, Fittings and Related Accessories

Parker Publication No. 4400-B.1

Revised: November, 2007

**WARNING: Failure or improper selection or improper use of hose, tubing, fittings, assemblies or related accessories ("Products") can cause death, personal injury and property damage. Possible consequences of failure or improper selection or improper use of these Products include but are not limited to:**

- Fittings thrown off at high speed.
- High velocity fluid discharge.
- Explosion or burning of the conveyed fluid.
- Electrocuting from high voltage electric powerlines.
- Contact with suddenly moving or falling objects that are controlled by the conveyed fluid.
- Injections by high-pressure fluid discharge.
- Dangerously whipping Hose.
- Contact with conveyed fluids that may be hot, cold, toxic or otherwise injurious.
- Sparking or explosion caused by static electricity buildup or other sources of electricity.
- Sparking or explosion while spraying paint or flammable liquids.
- Injuries resulting from inhalation, ingestion or exposure to fluids.

Before selecting or using any of these Products, it is important that you read and follow the instructions below. Only Hose from Parker's Stratoflex Products Division is approved for in-flight aerospace applications.

### 1.0 GENERAL INSTRUCTIONS

- 1.1 Scope:** This safety guide provides instructions for selecting and using (including assembling, installing, and maintaining) these Products. For convenience, all rubber and/or thermoplastic products commonly called "hose" or "tubing" are called "Hose" in this safety guide. All assemblies made with Hose are called "Hose Assemblies". All products commonly called "fittings", "couplings" or "adapters" are called "Fittings". All related accessories (including crimping and swaging machines and tooling) are called "Related Accessories". This safety guide is a supplement to and is to be used with the specific Parker publications for the specific Hose, Fittings and Related Accessories that are being considered for use. Parker publications are available at [www.parker.com](http://www.parker.com). SAE J1273 ([www.sae.org](http://www.sae.org)) and ISO 17165-2 ([www.ansi.org](http://www.ansi.org)) also provide recommended practices for hydraulic Hose Assemblies.
- 1.2 Fail-Safe:** Hose, Hose Assemblies and Fittings can and do fail without warning for many reasons. Design all systems and equipment in a fail-safe mode, so that failure of the Hose, Hose Assembly or Fitting will not endanger persons or property.
- 1.3 Distribution:** Provide a copy of this safety guide to each person responsible for selecting or using Hose and Fitting products. Do not select or use Parker Hose or Fittings without thoroughly reading and understanding this safety guide as well as the specific Parker publications for the Products.
- 1.4 User Responsibility:** Due to the wide variety of operating conditions and applications for Hose and Fittings, Parker does not represent or warrant that any particular Hose or Fitting is suitable for any specific end use system. This safety guide does not analyze all technical parameters that must be considered in selecting a product. The user, through its own analysis and testing, is solely responsible for:
- Making the final selection of the Products.
  - Assuring that the user's requirements are met and that the application presents no health or safety hazards.
  - Providing all appropriate health and safety warnings on the equipment on which the Products are used.
  - Assuring compliance with all applicable government and industry standards.
- 1.5 Additional Questions:** Call the appropriate Parker technical service department if you have any questions or require any additional information. See the Parker publication for the Products being considered or used, or call 1-800-CPARKER, or go to [www.parker.com](http://www.parker.com), for telephone numbers of the appropriate technical service department.

### 2.0 HOSE AND FITTINGS SELECTION INSTRUCTIONS

- 2.1 Electrical Conductivity:** Certain applications require that the Hose be nonconductive to prevent electrical current flow. Other applications require the Hose and the Fittings and the Hose/Fitting interface to be sufficiently conductive to drain off static electricity. Extreme care must be exercised when selecting Hose and Fittings for these or any other applications in which electrical conductivity or nonconductivity is a factor.
- The electrical conductivity or nonconductivity of Hose and Fittings is dependent upon many factors and may be susceptible to change. These factors include but are not limited to the various materials used to make the Hose and the Fittings, Fitting finish (some Fitting finishes are electrically conductive while others are nonconductive), manufacturing methods (including moisture control), how the Fittings contact the Hose, age and amount of deterioration or damage or other changes, moisture content of the Hose at any particular time, and other factors.
- The following are considerations for electrically nonconductive and conductive Hose. For other applications consult the individual catalog pages and the appropriate industry or regulatory standards for proper selection.

**2.1.1 Electrically Nonconductive Hose:** Certain applications require that the Hose be nonconductive to prevent electrical current flow or to maintain electrical isolation. For applications that require Hose to be electrically nonconductive, including but not limited to applications near high voltage electric lines, only special nonconductive Hose can be used. The manufacturer of the equipment in which the nonconductive Hose is to be used must be consulted to be certain that the Hose and Fittings that are selected are proper for the application. Do not use any Parker Hose or Fittings for any such application requiring nonconductive Hose, including but not limited to applications near high voltage electric lines, unless (i) the application is expressly approved in the Parker technical publication for the product, (ii) the Hose is marked "nonconductive", and (iii) the manufacturer of the equipment on which the Hose is to be used specifically approves the particular Parker Hose and Fittings for such use.

**2.1.2 Electrically Conductive Hose:** Parker manufactures special Hose for certain applications that require electrically conductive Hose. Parker manufactures special Hose for conveying paint in airless paint spraying applications. This Hose is labeled "Electrically Conductive Airless Paint Spray Hose" on its layline and packaging. This Hose must be properly connected to the appropriate Parker Fittings and properly grounded in order to dissipate dangerous static charge buildup, which occurs in all airless paint spraying applications. Do not use any other Hose for airless paint spraying, even if electrically conductive. Use of any other Hose or failure to properly connect the Hose can cause a fire or an explosion resulting in death, personal injury, and property damage.

Parker manufactures a special Hose for certain compressed natural gas ("CNG") applications where static electricity buildup may occur. Parker CNG Hose assemblies comply with the requirements of ANSI/IAS NGV 4.2-1999; CSA 12.52-M99, "Hoses for Natural Gas Vehicles and Dispensing Systems" ([www.ansi.org](http://www.ansi.org)). This Hose is labeled "Electrically Conductive for CNG Use" on its layline and packaging. This Hose must be properly connected to the appropriate Parker Fittings and properly grounded in order to dissipate dangerous static charge buildup, which occurs in, for example, high velocity CNG dispensing or transfer. Do not use any other Hose for CNG applications where static charge buildup may occur, even if electrically conductive. Use of other Hoses in CNG applications or failure to properly connect or ground this Hose can cause a fire or an explosion resulting in death, personal injury, and property damage. Care must also be taken to protect against CNG permeation through the Hose wall. See section 2.6, Permeation, for more information. Parker CNG Hose is intended for dispenser and vehicle use at a maximum temperature of 180°F (82°C). Parker CNG Hose should not be used in confined spaces or unventilated areas or areas exceeding 180°F (82°C). Final assemblies must be tested for leaks. CNG Hose Assemblies should be tested on a monthly basis for conductivity per ANSI/IAS NGV 4.2-1999; CSA 12.52-M99.

Parker manufactures special Hose for aerospace in-flight applications. Aerospace in-flight applications employing Hose to transmit fuel, lubricating fluids and hydraulic fluids require a special Hose with a conductive inner tube. This Hose for in-flight applications is available only from Parker's Stratoflex Products Division. Do not use any other Parker Hose for in-flight applications, even if electrically conductive. Use of other Hoses for in-flight applications or failure to properly connect or ground this Hose can cause a fire or an explosion resulting in death, personal injury and property damage. These Hose assemblies for in-flight applications must meet all applicable aerospace industry, aircraft engine and aircraft requirements.

**2.2 Pressure:** Hose selection must be made so that the published maximum working pressure of the Hose and Fittings are equal to or greater than the maximum system pressure. The maximum working pressure of a Hose Assembly is the lower of the respective published maximum working pressures of the Hose and the Fittings used. Surge pressures or peak transient pressures



# Parker Safety Guide, Parker Publication No. 4400-B.1 (Continued)

in the system must be below the published maximum working pressure for the Hose. Surge pressures and peak pressures can usually only be determined by sensitive electrical instrumentation that measures and indicates pressures at millisecond intervals. Mechanical pressure gauges indicate only average pressures and cannot be used to determine surge pressures or peak transient pressures. Published burst pressure ratings for Hose is for manufacturing test purposes only and is no indication that the Product can be used in applications at the burst pressure or otherwise above the published maximum recommended working pressure.

- 2.3 Suction:** Hoses used for suction applications must be selected to insure that the Hose will withstand the vacuum and pressure of the system. Improperly selected Hose may collapse in suction application.
- 2.4 Temperature:** Be certain that fluid and ambient temperatures, both steady and transient, do not exceed the limitations of the Hose. Temperatures below and above the recommended limit can degrade Hose to a point where a failure may occur and release fluid. Properly insulate and protect the Hose Assembly when routing near hot objects (e.g. manifolds). Do not use any Hose in any application where failure of the Hose could result in the conveyed fluids (or vapors or mist from the conveyed fluids) contacting any open flame, molten metal, or other potential fire ignition source that could cause burning or explosion of the conveyed fluids or vapors.
- 2.5 Fluid Compatibility:** Hose Assembly selection must assure compatibility of the Hose tube, cover, reinforcement, and Fittings with the fluid media used. See the fluid compatibility chart in the Parker publication for the product being considered or used. This information is offered only as a guide. Actual service life can only be determined by the end user by testing under all extreme conditions and other analysis.
- Hose that is chemically compatible with a particular fluid must be assembled using Fittings and adapters containing likewise compatible seals.
- 2.6 Permeation:** Permeation (that is, seepage through the Hose) will occur from inside the Hose to outside when Hose is used with gases, liquid and gas fuels, and refrigerants (including but not limited to such materials as helium, diesel fuel, gasoline, natural gas, or LPG). This permeation may result in high concentrations of vapors which are potentially flammable, explosive, or toxic, and in loss of fluid. Dangerous explosions, fires, and other hazards can result when using the wrong Hose for such applications. The system designer must take into account the fact that this permeation will take place and must not use Hose if this permeation could be hazardous. The system designer must take into account all legal, government, insurance, or any other special regulations which govern the use of fuels and refrigerants. Never use a Hose even though the fluid compatibility is acceptable without considering the potential hazardous effects that can result from permeation through the Hose Assembly.
- Permeation of moisture from outside the Hose to inside the Hose will also occur in Hose assemblies, regardless of internal pressure. If this moisture permeation would have detrimental effects (particularly, but not limited to refrigeration and air conditioning systems), incorporation of sufficient drying capacity in the system or other appropriate system safeguards should be selected and used.
- 2.7 Size:** Transmission of power by means of pressurized fluid varies with pressure and rate of flow. The size of the components must be adequate to keep pressure losses to a minimum and avoid damage due to heat generation or excessive fluid velocity.
- 2.8 Routing:** Attention must be given to optimum routing to minimize inherent problems (kinking or flow restriction due to Hose collapse, twisting of the Hose, proximity to hot objects or heat sources). For additional routing recommendations see SAE J1273 and ISO 17165-2. Hose Assemblies have a finite life and if possible, should be installed in a manner that allows for ease of inspection and future replacement. Rubber Hose because of its relative short life, should not be used in residential and commercial buildings for HVAC (heating, ventilating and air conditioning) applications.
- 2.9 Environment:** Care must be taken to insure that the Hose and Fittings are either compatible with or protected from the environment (that is, surrounding conditions) to which they are exposed. Environmental conditions including but not limited to ultraviolet radiation, sunlight, heat, ozone, moisture, water, salt water, chemicals and air pollutants can cause degradation and premature failure.
- 2.10 Mechanical Loads:** External forces can significantly reduce Hose life or cause failure. Mechanical loads which must be considered include excessive flexing, twist, kinking, tensile or side loads, bend radius, and vibration. Use of swivel type Fittings or adapters may be required to insure no twist is put into the Hose. Unusual applications may require special testing prior to Hose selection.
- 2.11 Physical Damage:** Care must be taken to protect Hose from wear, snagging, kinking, bending smaller than minimum bend radius and cutting, any of which can cause premature Hose failure. Any Hose that has been kinked or bent to a radius smaller than the minimum bend radius, and any Hose that has been cut or is cracked or is otherwise damaged should be removed and discarded.

- 2.12 Proper End Fitting:** See instructions 3.2 through 3.5. These recommendations may be substantiated by testing to industry standards such as SAE J517 for hydraulic applications, or MIL-A-5070, AS1339, or AS3517 for Hoses from Parker's Stratoflex Products Division for aerospace applications.
- 2.13 Length:** When establishing a proper Hose length, motion absorption, Hose length changes due to pressure, and Hose and machine tolerances and movement must be considered.
- 2.14 Specifications and Standards:** When selecting Hose and Fittings, government, industry, and Parker specifications and recommendations must be reviewed and followed as applicable.
- 2.15 Hose Cleanliness:** Hose components may vary in cleanliness levels. Care must be taken to insure that the Hose Assembly selected has an adequate level of cleanliness for the application.
- 2.16 Fire Resistant Fluids:** Some fire resistant fluids that are to be conveyed by Hose require use of the same type of Hose as used with petroleum base fluids. Some such fluids require a special Hose, while a few fluids will not work with any Hose at all. See instructions 2.5 and 1.5. The wrong Hose may fail after a very short service. In addition, all liquids but pure water may burn fiercely under certain conditions, and even pure water leakage may be hazardous.
- 2.17 Radiant Heat:** Hose can be heated to destruction without contact by such nearby items as hot manifolds or molten metal. The same heat source may then initiate a fire. This can occur despite the presence of cool air around the Hose.
- 2.18 Welding or Brazing:** When using a torch or arc welder in close proximity to hydraulic lines, the hydraulic lines should be removed or shielded with appropriate fire resistant materials. Flame or weld spatter could burn through the Hose and possibly ignite escaping fluid resulting in a catastrophic failure. Heating of plated parts, including Hose Fittings and adapters, above 450°F (232°C) such as during welding, brazing or soldering may emit deadly gases.
- 2.19 Atomic Radiation:** Atomic radiation affects all materials used in Hose assemblies. Since the long-term effects may be unknown, do not expose Hose assemblies to atomic radiation.
- 2.20 Aerospace Applications:** The only Hose and Fittings that may be used for in-flight aerospace applications are those available from Parker's Stratoflex Products Division. Do not use any other Hose or Fittings for in-flight applications. Do not use any Hose or Fittings from Parker's Stratoflex Products Division with any other Hose or Fittings, unless expressly approved in writing by the engineering manager or chief engineer of Stratoflex Products Division and verified by the user's own testing and inspection to aerospace industry standards.
- 2.21 Unlocking Couplings:** Ball locking couplings or other Fittings with quick disconnect ability can unintentionally disconnect if they are dragged over obstructions, or if the sleeve or other disconnect member, is bumped or moved enough to cause disconnect. Threaded Fittings should be considered where there is a potential for accidental uncoupling.

## 3.0 HOSE AND FITTINGS ASSEMBLY AND INSTALLATION INSTRUCTIONS

- 3.1 Component Inspection:** Prior to assembly, a careful examination of the Hose and Fittings must be performed. All components must be checked for correct style, size, catalog number, and length. The Hose must be examined for cleanliness, obstructions, blisters, cover looseness, kinks, cracks, cuts or any other visible defects. Inspect the Fitting and sealing surfaces for burrs, nicks, corrosion or other imperfections. Do NOT use any component that displays any signs of nonconformance.
- 3.2 Hose and Fitting Assembly:** Do not assemble a Parker Fitting on a Parker Hose that is not specifically listed by Parker for that Fitting, unless authorized in writing by the engineering manager or chief engineer of the appropriate Parker division. Do not assemble a Parker Fitting on another manufacturer's Hose or a Parker Hose on another manufacturer's Fitting unless (i) the engineering manager or chief engineer of the appropriate Parker division approves the Assembly in writing or that combination is expressly approved in the appropriate Parker literature for the specific Parker product, and (ii) the user verifies the Assembly and the application through analysis and testing. For Parker Hose that does not specify a Parker Fitting, the user is solely responsible for the selection of the proper Fitting and Hose Assembly procedures. See instruction 1.4.
- To prevent the possibility of problems such as leakage at the Fitting or system contamination, it is important to completely remove all debris from the cutting operation before installation of the Fittings. The Parker published instructions must be followed for assembling the Fittings on the Hose. These instructions are provided in the Parker Fitting catalog for the specific Parker Fitting being used, or by calling 1-800-CPARKER, or at [www.parker.com](http://www.parker.com).
- 3.3 Related Accessories:** Do not crimp or swage any Parker Hose or Fitting with anything but the listed swage or crimp machine and dies in accordance with Parker published instructions. Do not crimp or swage another manufacturer's Fitting with a Parker crimp or swage die unless authorized in writing by the engineering manager or chief engineer of the appropriate Parker division.



## Parker Safety Guide, Parker Publication No. 4400-B.1 (Continued)

- 3.4 Parts:** Do not use any Parker Fitting part (including but not limited to socket, shell, nipple, or insert) except with the correct Parker mating parts, in accordance with Parker published instructions, unless authorized in writing by the engineering manager or chief engineer of the appropriate Parker division.
- 3.5 Field Attachable/Permanent:** Do not reuse any field attachable Hose Fitting that has blown or pulled off a Hose. Do not reuse a Parker permanent Hose Fitting (crimped or swaged) or any part thereof. Complete Hose Assemblies may only be reused after proper inspection under section 4.0. Do not assemble Fittings to any previously used hydraulic Hose that was in service, for use in a fluid power application.
- 3.6 Pre-Installation Inspection:** Prior to installation, a careful examination of the Hose Assembly must be performed. Inspect the Hose Assembly for any damage or defects. DO NOT use any Hose Assembly that displays any signs of nonconformance.
- 3.7 Minimum Bend Radius:** Installation of a Hose at less than the minimum listed bend radius may significantly reduce the Hose life. Particular attention must be given to preclude sharp bending at the Hose to Fitting juncture. Any bending during installation at less than the minimum bend radius must be avoided. If any Hose is kinked during installation, the Hose must be discarded.
- 3.8 Twist Angle and Orientation:** Hose Assembly installation must be such that relative motion of machine components does not produce twisting.
- 3.9 Securement:** In many applications, it may be necessary to restrain, protect, or guide the Hose to protect it from damage by unnecessary flexing, pressure surges, and contact with other mechanical components. Care must be taken to insure such restraints do not introduce additional stress or wear points.
- 3.10 Proper Connection of Ports:** Proper physical installation of the Hose Assembly requires a correctly installed port connection insuring that no twist or torque is transferred to the Hose when the Fittings are being tightened or otherwise during use.
- 3.11 External Damage:** Proper installation is not complete without insuring that tensile loads, side loads, kinking, flattening, potential abrasion, thread damage or damage to sealing surfaces are corrected or eliminated. See instruction 2.10.
- 3.12 System Checkout:** All air entrapment must be eliminated and the system pressurized to the maximum system pressure (at or below the Hose maximum working pressure) and checked for proper function and freedom from leaks. Personnel must stay out of potential hazardous areas while testing and using.
- 3.13 Routing:** The Hose Assembly should be routed in such a manner so if a failure does occur, the escaping media will not cause personal injury or property damage. In addition, if fluid media comes in contact with hot surfaces, open flame or sparks, a fire or explosion may occur. See section 2.4.
- 3.14 Ground Fault Equipment Protection Devices (GFEEDs): WARNING! Fire and Shock Hazard.** To minimize the danger of fire if the heating cable of a Multitube bundle is damaged or improperly installed, use a Ground Fault Equipment Protection Device. Electrical fault currents may be insufficient to trip a conventional circuit breaker.
- For ground fault protection, the IEEE 515:1989 (www.ansi.org) standard for heating cables recommends the use of GFEEDs with a nominal 30 milli-ampere trip level for "piping systems in classified areas, those areas requiring a high degree of maintenance, or which may be exposed to physical abuse or corrosive atmospheres".
- 4.0 HOSE AND FITTING MAINTENANCE AND REPLACEMENT INSTRUCTIONS**
- 4.1** Even with proper selection and installation, Hose life may be significantly reduced without a continuing maintenance program. The severity of the application, risk potential from a possible Hose failure, and experience with any Hose failures in the application or in similar applications should determine the frequency of the inspection and the replacement for the Products so that Products are replaced before any failure occurs. A maintenance program must be established and followed by the user and, at minimum, must include instructions 4.2 through 4.7.
- 4.2 Visual Inspection Hose/Fitting:** Any of the following conditions require immediate shut down and replacement of the Hose Assembly:
- Fitting slippage on Hose;
  - Damaged, cracked, cut or abraded cover (any reinforcement exposed);
  - Hard, stiff, heat cracked, or charred Hose;
  - Cracked, damaged, or badly corroded Fittings;
  - Leaks at Fitting or in Hose;
  - Kinked, crushed, flattened or twisted Hose; and
  - Blistered, soft, degraded, or loose cover.
- 4.3 Visual Inspection All Other:** The following items must be tightened, repaired, corrected or replaced as required:
- Leaking port conditions;
  - Excess dirt buildup;
  - Worn clamps, guards or shields; and
  - System fluid level, fluid type, and any air entrapment.
- 4.4 Functional Test:** Operate the system at maximum operating pressure and check for possible malfunctions and leaks. Personnel must avoid potential hazardous areas while testing and using the system. See section 2.2.
- 4.5 Replacement Intervals:** Hose assemblies and elastomeric seals used on Hose Fittings and adapters will eventually age, harden, wear and deteriorate under thermal cycling and compression set. Hose Assemblies and elastomeric seals should be inspected and replaced at specific replacement intervals, based on previous service life, government or industry recommendations, or when failures could result in unacceptable downtime, damage, or injury risk. See section 1.2. Hose and Fittings may be subjected to internal mechanical and/or chemical wear from the conveying fluid and may fail without warning. The user must determine the product life under such circumstances by testing. Also see section 2.5.
- 4.6 Hose Inspection and Failure:** Hydraulic power is accomplished by utilizing high pressure fluids to transfer energy and do work. Hoses, Fittings and Hose Assemblies all contribute to this by transmitting fluids at high pressures. Fluids under pressure can be dangerous and potentially lethal and, therefore, extreme caution must be exercised when working with fluids under pressure and handling the Hoses transporting the fluids. From time to time, Hose Assemblies will fail if they are not replaced at proper time intervals. Usually these failures are the result of some form of misapplication, abuse, wear or failure to perform proper maintenance. When Hoses fail, generally the high pressure fluids inside escape in a stream which may or may not be visible to the user. Under no circumstances should the user attempt to locate the leak by "feeling" with their hands or any other part of their body. High pressure fluids can and will penetrate the skin and cause severe tissue damage and possibly loss of limb. Even seemingly minor hydraulic fluid injection injuries must be treated immediately by a physician with knowledge of the tissue damaging properties of hydraulic fluid.
- If a Hose failure occurs, immediately shut down the equipment and leave the area until pressure has been completely released from the Hose Assembly. Simply shutting down the hydraulic pump may or may not eliminate the pressure in the Hose Assembly. Many times check valves, etc., are employed in a system and can cause pressure to remain in a Hose Assembly even when pumps or equipment are not operating. Tiny holes in the Hose, commonly known as pinholes, can eject small, dangerously powerful but hard to see streams of hydraulic fluid. It may take several minutes or even hours for the pressure to be relieved so that the Hose Assembly may be examined safely. Once the pressure has been reduced to zero, the Hose Assembly may be taken off the equipment and examined. It must always be replaced if a failure has occurred. Never attempt to patch or repair a Hose Assembly that has failed. Consult the nearest Parker distributor or the appropriate Parker division for Hose Assembly replacement information.
- Never touch or examine a failed Hose Assembly unless it is obvious that the Hose no longer contains fluid under pressure. The high pressure fluid is extremely dangerous and can cause serious and potentially fatal injury.
- 4.7 Elastomeric seals:** Elastomeric seals will eventually age, harden, wear and deteriorate under thermal cycling and compression set. Elastomeric seals should be inspected and replaced.
- 4.8 Refrigerant gases:** Special care should be taken when working with refrigeration systems. Sudden escape of refrigerant gases can cause blindness if the escaping gases contact the eye and can cause freezing or other severe injuries if it contacts any other portion of the body.
- 4.9 Compressed natural gas (CNG):** Parker CNG Hose Assemblies should be tested after installation and before use, and at least on a monthly basis per ANSI/IAS NGV 4.2-1999; CSA 12.52-M99 Section 4.2 "Visual Inspection Hose/Fitting". The recommended procedure is to pressurize the Hose and check for leaks and to visually inspect the Hose for damage.
- Caution:** Matches, candles, open flame or other sources of ignition shall not be used for Hose inspection. Leak check solutions should be rinsed off after use.
- 5.0 HOSE STORAGE**
- 5.1 Age Control:** Hose and Hose Assemblies must be stored in a manner that facilitates age control and first-in and first-out usage based on manufacturing date of the Hose and Hose Assemblies. The shelf life of rubber Hose or Hose Assemblies that have passed visual inspection and a proof test is 10 years (40 quarters) from the date of manufacture. The shelf life of thermoplastic and polytetrafluoroethylene Hose or Hose Assemblies is considered to be unlimited.
- 5.2 Storage:** Stored Hose and Hose Assemblies must not be subjected to damage that could reduce their expected service life and must be placed in a cool, dark and dry area with the ends capped. Stored Hose and Hose Assemblies must not be exposed to temperature extremes, ozone, oils, corrosive liquids or fumes, solvents, high humidity, rodents, insects, ultraviolet light, electromagnetic fields or radioactive materials.

**NOTES:**

Lined area for notes.







# Offer of Sale

The items described in this document and other documents and descriptions provided by Parker Hannifin Corporation, its subsidiaries and its authorized distributors ("Seller") are hereby offered for sale at prices to be established by Seller. This offer and its acceptance by any customer ("Buyer") shall be governed by all of the following Terms and Conditions. Buyer's order for any item described in its document, when communicated to Seller verbally, or in writing, shall constitute acceptance of this offer. All goods, services or work described will be referred to as "Products."

1. **Terms and Conditions.** Seller's willingness to offer Products, or accept an order for Products, to or from Buyer is subject to these Terms and Conditions or any newer version of the terms and conditions found on-line at [www.parker.com/saleterms/](http://www.parker.com/saleterms/). Seller objects to any contrary or additional terms or conditions of Buyer's order or any other document issued by Buyer.

2. **Price Adjustments; Payments.** Prices stated on Seller's quote or other documentation offered by Seller are valid for 30 days, and do not include any sales, use, or other taxes unless specifically stated. Unless otherwise specified by Seller, all prices are F.C.A. Seller's facility (INCOTERMS 2010). Payment is subject to credit approval and is due 30 days from the date of invoice or such other term as required by Seller's Credit Department, after which Buyer shall pay interest on any unpaid invoices at the rate of 1.5% per month or the maximum allowable rate under applicable law.

3. **Delivery Dates; Title and Risk; Shipment.** All delivery dates are approximate and Seller shall not be responsible for any damages resulting from any delay. Regardless of the manner of shipment, title to any products and risk of loss or damage shall pass to Buyer upon placement of the products with the shipment carrier at Seller's facility. Unless otherwise stated, Seller may exercise its judgment in choosing the carrier and means of delivery. No deferral of shipment at Buyers' request beyond the respective dates indicated will be made except on terms that will indemnify, defend and hold Seller harmless against all loss and additional expense. Buyer shall be responsible for any additional shipping charges incurred by Seller due to Buyer's acts or omissions.

4. **Warranty.** Seller warrants that the Products sold hereunder shall be free from defects in material or workmanship for a period of twelve months from the date of delivery to Buyer or 2,000 hours of normal use, whichever occurs first. The prices charged for Seller's products are based upon the exclusive limited warranty stated above, and upon the following disclaimer: **DISCLAIMER OF WARRANTY: THIS WARRANTY COMPRISES THE SOLE AND ENTIRE WARRANTY PERTAINING TO PRODUCTS PROVIDED HEREUNDER. SELLER DISCLAIMS ALL OTHER WARRANTIES, EXPRESS AND IMPLIED, INCLUDING DESIGN, MERCHANTABILITY AND FITNESS FOR A PARTICULAR PURPOSE.**

5. **Claims; Commencement of Actions.** Buyer shall promptly inspect all Products upon delivery. No claims for shortages will be allowed unless reported to the Seller within 10 days of delivery. No other claims against Seller will be allowed unless asserted in writing within 30 days after delivery. Buyer shall notify Seller of any alleged breach of warranty within 30 days after the date the defect is or should have been discovered by Buyer. Any action based upon breach of this agreement or upon any other claim arising out of this sale (other than an action by Seller for an amount due on any invoice) must be commenced within 12 months from the date of the breach without regard to the date breach is discovered.

6. **LIMITATION OF LIABILITY.** UPON NOTIFICATION, SELLER WILL, AT ITS OPTION, REPAIR OR REPLACE A DEFECTIVE PRODUCT, OR REFUND THE PURCHASE PRICE. **IN NO EVENT SHALL SELLER BE LIABLE TO BUYER FOR ANY SPECIAL, INDIRECT, INCIDENTAL OR CONSEQUENTIAL DAMAGES ARISING OUT OF, OR AS THE RESULT OF, THE SALE, DELIVERY, NON-DELIVERY, SERVICING, USE OR LOSS OF USE OF THE PRODUCTS OR ANY PART THEREOF, OR FOR ANY CHARGES OR EXPENSES OF ANY NATURE INCURRED WITHOUT SELLER'S WRITTEN CONSENT, EVEN IF SELLER HAS BEEN NEGLIGENT, WHETHER IN CONTRACT, TORT OR OTHER LEGAL THEORY. IN NO EVENT SHALL SELLER'S LIABILITY UNDER ANY CLAIM MADE BY BUYER EXCEED THE PURCHASE PRICE OF THE PRODUCTS.**

7. **User Responsibility.** The user, through its own analysis and testing, is solely responsible for making the final selection of the system and Product and assuring that all performance, endurance, maintenance, safety and warning requirements of the application are met. The user must analyze all aspects of the application and follow applicable industry standards and Product information. If Seller provides Product or system options, the user is responsible for determining that such data and specifications are suitable and sufficient for all applications and reasonably foreseeable uses of the Products or systems.

8. **Loss to Buyer's Property.** Any designs, tools, patterns, materials, drawings, confidential information or equipment furnished by Buyer or any other items which become Buyer's property, will be considered obsolete and may be destroyed by Seller after two consecutive years have elapsed without Buyer ordering the items manufactured using such property. Seller shall not be responsible for any loss or damage to such property while it is in Seller's possession or control.

9. **Special Tooling.** A tooling charge may be imposed for any special tooling, including without limitation, dies, fixtures, molds and patterns, acquired to manufacture Products. Such special tooling shall be and remain Seller's property notwithstanding payment of any charges by Buyer. In no event will Buyer acquire any interest in apparatus belonging to Seller which is utilized in the manufacture of the Products, even if such apparatus has been specially converted or adapted for such manufacture and notwithstanding any charges paid by Buyer. Unless otherwise agreed, Seller shall have the right to alter, discard or otherwise dispose of any special tooling or other property in its sole discretion at any time.

10. **Buyer's Obligation; Rights of Seller.** To secure payment of all sums due or otherwise, Seller shall retain a security interest in the goods delivered and this agreement shall be deemed a Security Agreement under the Uniform Commercial Code. Buyer authorizes Seller as its attorney to execute and file on Buyer's behalf all documents Seller deems necessary to perfect its security interest.

11. **Improper use and Indemnity.** Buyer shall indemnify, defend, and hold Seller harmless from any claim, liability, damages, lawsuits, and costs (including attorney fees), whether for personal injury, property damage, patent, trademark or copyright infringement or any other claim, brought

by or incurred by Buyer, Buyer's employees, or any other person, arising out of: (a) improper selection, improper application or other misuse of Products purchased by Buyer from Seller; (b) any act or omission, negligent or otherwise, of Buyer; (c) Seller's use of patterns, plans, drawings, or specifications furnished by Buyer to manufacture Product; or (d) Buyer's failure to comply with these terms and conditions. Seller shall not indemnify Buyer under any circumstance except as otherwise provided.

12. **Cancellations and Changes.** Orders shall not be subject to cancellation or change by Buyer for any reason, except with Seller's written consent and upon terms that will indemnify, defend and hold Seller harmless against all direct, incidental and consequential loss or damage. Seller may change product features, specifications, designs and availability with notice to Buyer.

13. **Limitation on Assignment.** Buyer may not assign its rights or obligations under this agreement without the prior written consent of Seller.

14. **Force Majeure.** Seller does not assume the risk and shall not be liable for delay or failure to perform any of Seller's obligations by reason of circumstances beyond the reasonable control of Seller (hereinafter "Events of Force Majeure"). Events of Force Majeure shall include without limitation: accidents, strikes or labor disputes, acts of any government or government agency, acts of nature, delays or failures in delivery from carriers or suppliers, shortages of materials, or any other cause beyond Seller's reasonable control.

15. **Waiver and Severability.** Failure to enforce any provision of this agreement will not waive that provision nor will any such failure prejudice Seller's right to enforce that provision in the future. Invalidation of any provision of this agreement by legislation or other rule of law shall not invalidate any other provision herein. The remaining provisions of this agreement will remain in full force and effect.

16. **Termination.** Seller may terminate this agreement for any reason and at any time by giving Buyer thirty (30) days written notice of termination. Seller may immediately terminate this agreement, in writing, if Buyer: (a) commits a breach of any provision of this agreement (b) appoints a trustee, receiver or custodian for all or any part of Buyer's property (c) files a petition for relief in bankruptcy on its own behalf, or by a third party (d) makes an assignment for the benefit of creditors, or (e) dissolves or liquidates all or a majority of its assets.

17. **Governing Law.** This agreement and the sale and delivery of all Products hereunder shall be deemed to have taken place in and shall be governed and construed in accordance with the laws of the State of Ohio, as applicable to contracts executed and wholly performed therein and without regard to conflicts of laws principles. Buyer irrevocably agrees and consents to the exclusive jurisdiction and venue of the courts of Cuyahoga County, Ohio with respect to any dispute, controversy or claim arising out of or relating to this agreement.

18. **Indemnity for Infringement of Intellectual Property Rights.** Seller shall have no liability for infringement of any patents, trademarks, copyrights, trade dress, trade secrets or similar rights except as provided in this Section. Seller will defend and indemnify Buyer against allegations of infringement of U.S. patents, U.S. trademarks, copyrights, trade dress and trade secrets ("Intellectual Property Rights"). Seller will defend at its expense and will pay the cost of any settlement or damages awarded in an action brought against Buyer based on an allegation that a Product sold pursuant to this Agreement infringes the Intellectual Property Rights of a third party. Seller's obligation to defend and indemnify Buyer is contingent on Buyer notifying Seller within ten (10) days after Buyer becomes aware of such allegations of infringement, and Seller having sole control over the defense of any allegations or actions including all negotiations for settlement or compromise. If a Product is subject to a claim that it infringes the Intellectual Property Rights of a third party, Seller may, at its sole expense and option, procure for Buyer the right to continue using the Product, replace or modify the Product so as to make it noninfringing, or offer to accept return of the Product and return the purchase price less a reasonable allowance for depreciation. Notwithstanding the foregoing, Seller shall have no liability for claims of infringement based on information provided by Buyer, or directed to Products delivered hereunder for which the designs are specified in whole or part by Buyer, or infringements resulting from the modification, combination or use in a system of any Product sold hereunder. The foregoing provisions of this Section shall constitute Seller's sole and exclusive liability and Buyer's sole and exclusive remedy for infringement of Intellectual Property Rights.

19. **Entire Agreement.** This agreement contains the entire agreement between the Buyer and Seller and constitutes the final, complete and exclusive expression of the terms of sale. All prior or contemporaneous written or oral agreements or negotiations with respect to the subject matter are herein merged.

20. **Compliance with Law, U. K. Bribery Act and U.S. Foreign Corrupt Practices Act.** Buyer agrees to comply with all applicable laws and regulations, including both those of the United Kingdom and the United States of America, and of the country or countries of the Territory in which Buyer may operate, including without limitation the U. K. Bribery Act, the U.S. Foreign Corrupt Practices Act ("FCPA") and the U.S. Anti-Kickback Act (the "Anti-Kickback Act"), and agrees to indemnify and hold harmless Seller from the consequences of any violation of such provisions by Buyer, its employees or agents. Buyer acknowledges that they are familiar with the provisions of the U. K. Bribery Act, the FCPA and the Anti-Kickback Act, and certifies that Buyer will adhere to the requirements thereof. In particular, Buyer represents and agrees that Buyer shall not make any payment or give anything of value, directly or indirectly to any governmental official, any foreign political party or official thereof, any candidate for foreign political office, or any commercial entity or person, for the purpose of influencing such person to purchase products or otherwise benefit the business of Seller.



Parker Hannifin Corporation  
**Industrial Hose Products Division**

30242 Lakeland Boulevard  
Wickliffe, OH 44092

Customer Service:

Toll Free 866 810 HOSE (4673)  
email [indhose@parker.com](mailto:indhose@parker.com)  
[www.safehose.com](http://www.safehose.com)